



**Bobcat**®

**Toolcat Utility  
Work Machines**

UW53, UW56



***One Tough  
Animal***®



# THE RIGHT TOOL FOR ANY JOB

With the best features of an entire fleet of equipment, this one-of-a-kind, do-it-all machine is in a league of its own.

When you've got plenty to do, versatility is essential. Why slow down to start up another machine? Why take up valuable space with machines that might only be used occasionally? Why deal with the extra maintenance and costs of having multiple machines when you only need one?

Toolcat™ utility work machines do many of the jobs you'd do with a pickup truck, compact tractor, utility vehicle or attachment carrier, and more. Add the precise maneuverability of all-wheel steer, and you have the most versatile worker in your fleet or on your estate.



#### **PICKUP TRUCK**

The Toolcat UW56 offers cargo and trailer-towing capabilities comparable to most half-ton pickup trucks.

#### **COMPACT TRACTOR**

The Toolcat UW53 is equipped with a 3-point hitch, PTO and one set of rear remote hydraulics for use with Category 1 implements.

#### **SKID-STEER LOADER**

Toolcat utility work machines can operate more than 45 front-mounted attachments, plus they have great maneuverability for tight working areas.





Machine: UW56  
Attachment: Bucket



**UTILITY VEHICLE**

With a 2,000-pound cargo box capacity and 4,000-pound towing capacity, Toolcat utility work machines give you and a co-worker a powerful way to haul materials and supplies quickly from point to point.



# ANY DAY. ANY JOB.

Maximize your production and return on investment by connecting your Toolcat utility work machine to one of more than 45 attachments. Changes take less than a minute – so it's simple to mow in the morning, remove downed trees in the afternoon and dig post holes in the evening. It's an investment you can leverage a different way every day, all year round.

Want to make sure you get the most out of your machine? Purchase the attachments you regularly use, like a mower, so they're there when you need them. For one-time projects, rent the attachments you need, like a stump grinder, from your local Bobcat dealer.

The Toolcat utility work machines have additional features not found in other types of equipment that help increase attachment productivity – so you can get more done in a day:

- Lift arm float
- Drive response
- Horsepower management
- Dual-direction detent
- Hydrostatic drive
- Cruise control
- Variable flow hydraulics
- High-flow hydraulics
- Fingertip auxiliary control
- Attachment control kit

One person can change attachments in less than a minute. With the standard Bob-Tach® attachment mounting system, attachment hookup is quick and easy.

With the optional Power Bob-Tach system, you can change non-hydraulic attachments without leaving the comfort of your cab. Just line up the attachment and flip the switch.







Machine: UW56  
Attachment: Bucket



### Joystick and Attachment Control Kit

Command the attachment and make on-the-fly adjustments with a simple-to-operate joystick and effortless fingertip auxiliary control. Secondary attachment functions, like angle adjustments on the broom, blade or soil conditioner, are at your fingertips with the optional attachment control kit.

### Pressure Relief Quick Couplers

This unique design releases trapped line pressure and provides easier hydraulic attachment hookup.

### Optional High-Flow Hydraulics

With optional high-flow hydraulics, you can maintain torque and attachment speed under a heavy load. You'll notice the difference on tough jobs requiring high power, like stump grinding, blowing snow and digging postholes.

### Speed Management

Use speed management to set your engine speed to the optimal setting for the attachment that you're operating, then dial in your desired travel speed. Speed management is helpful for operating attachments that require a slow and consistent travel speed while maintaining high engine speeds, such as a soil conditioner or snowblower. Use speed management to set the maximum travel speed at full stroke of the accelerator pedal.

## Get more done on the job with these Bobcat attachments:

3-point hitch adapter	Pallet fork, standard
Angle broom	Rock bucket
Auger	Salt/sand spreader
Bale fork	Scraper
Box blade	Seeder
Brushcat™ rotary cutter	Snow blade
Bucket	Snowblower
Chipper	Snow pusher
Combination bucket	Snow v-blade
Dozer blade	Sod layer
Dumping hopper	Soil conditioner
Flail cutter	Spreader
Grader	Stump grinder
Grapple, industrial	Sweeper
Grapple, utility	Tiller
Landplane	Tilt-Tatch™ device
Landscape rake	Trencher
Mower	Utility fork
Pallet fork, hydraulic	

Find detailed attachment information and specifications at [Bobcat.com](http://Bobcat.com)



**VERSATILITY**

**UW53**

**Bobcat**

**4x4**

# HEADS OR TAILS ... **YOU WIN.**

With the ability to use front-mounted attachments and rear-mounted implements on the UW53, buildings and grounds crews, landscapers, agriculture producers, property owners, and others can reduce the time spent stopping to change attachments and get more done in less time.

The Toolcat UW53 and UW56 have the abilities of a compact loader and attachment carrier with a front lift arm that has a rated operating capacity (ROC) of 1,500 pounds. The UW53 increases your productivity even more with its 3-point hitch and PTO. You can buy, rent and use Category 1 3-point implements of up to 1,775 pounds to do hundreds of different tasks. A pair of rear remote hydraulics are standard for adjusting and controlling individual implement functions.



*Machine: UW53  
Attachment: Angle Broom*



Machine: UW53  
Attachment: Angle Broom





**VERSATILITY**



*Machine: UW53  
Attachment: Bucket  
Implement: Box Blade*

# YOU'RE THE MASTER OF ALL TRADES.

Many standard features are designed to give you the most flexibility for the work you do. Two cargo bins accommodate tools and supplies for the job – up to 50 pounds each. A standard 2-inch receiver hitch allows for a wide variety of towing and transport possibilities. Even the raised cooling package gives you more cooling efficiency for heavy-duty jobs. Plus, the UW53 has all of the front-mounted attachment capabilities and the same comfortable cab as the Toolcat UW56. With the right combination of complementary attachments and implements, you can switch instantly from one job to the next – or complete two tasks in one pass.



## ATTACHMENTS AND IMPLEMENTS

Use the standard 3-point hitch on your Toolcat UW53 to hook up your Category 1 implements and maintain the ability to carry front-mounted attachments on the Toolcat lift arm.

## 3-POINT HITCH DEPTH INDICATOR

Easily position your implement for the best possible performance. If uneven terrain threatens to slow down your work, the mechanical float feature maintains constant contact with the ground for reliable implement performance when traveling across bumps and dips.

## REAR REMOTE HYDRAULICS

Rear remote hydraulics increase capabilities to the rear of the UW53. One pair comes standard on all machines.

## SIMPLE, IN-CAB ACTIVATION AND CONTROLS

You control the PTO and rear remote hydraulics with easy-to-reach, easy-to-use cab-mounted switches. Raise and lower the 3-point hitch with a simple in-cab lever for easy operation.

## 5-INCH DIGITAL DISPLAY

Use the 5-inch display to continuously monitor the rpm of the PTO and engine, as well as fuel level, fault codes, and video display for the optional rear view camera.

## REAR PTO

The UW53's PTO is simply activated with a switch in the cab, and it powers your rear-mounted, PTO-powered implements: mowers, augers, tillers and more.



## USE A VARIETY OF 3-POINT IMPLEMENTS WITH THE TOOLCAT UW53:

- |              |               |
|--------------|---------------|
| Angle blade  | Rotary cutter |
| Auger        | Seeder        |
| Box blade    | Tiller        |
| Finish mower | Tine rake     |

Machine: UW53  
Attachment: Bucket  
Implement: Box Blade





Machine: UW56  
Attachment: Pallet Fork

# SOLID FOOTING FOR ANY TASK

The Toolcat utility work machines offer four-wheel independent suspension. Each wheel travels up and down independently, isolating the frame from changes in the terrain. This keeps the wheels in contact with the ground over bumps and through dips to increase traction. Compare a Toolcat machine to a tractor, other types of loaders and even utility vehicles. One of the first things you'll notice is the increase in comfort. It is hard to believe that a tough Toolcat utility work machine can deliver such a smooth ride. But four-wheel independent suspension doesn't just offer a great ride. With the Toolcat suspension, you can travel at higher speeds in greater comfort – and get the job done faster!





When traveling to and from your jobsite or around your ranch, the four-wheel independent suspension provides a comfortable ride – even at the top speed of 16.5 mph.

## OPERATOR COMFORT

- Independent suspension absorbs changes in terrain, providing a more comfortable ride.
- Increased wheel-to-ground contact reduces bounce and vibration.
- Long wheelbase lessens the impact of bumps and dips and evenly distributes the weight of the machine.

## ATTACHMENT PERFORMANCE

- The frame is isolated from the wheels, lessening the movement of the attachment in bumpy terrain. This increases your productivity in applications that demand steady contact with the ground, such as mowing and snow removal.
- Spillage and vibration are reduced when carrying materials.

## SUPERIOR LIFTING AND CARRYING

When maximum lift or payload capacity is reached, suspension stops provide the support needed in the front and rear of the machine to deliver lift-and-carry performance.

### A-Frame Control Arms

Each wheel travels up and down independently of each other and the frame – isolating the machine from changes in the terrain to improve ride and attachment performance.

### Coil Spring Suspension

A coil spring at each wheel compresses and expands to help absorb and control up-and-down movement and maximize wheel-to-ground contact and traction.

### Shocks

Front and rear shocks absorb vibrations and help provide a smooth, comfortable ride.

### Suspension Stop

Rubber stops provide support at maximum lift or payload capacity.





# MAXIMUM TRACTION. MINIMAL DISTURBANCE.

Snow, ice, loose gravel or dirt ... bring 'em on. They can't slow you down in the Toolcat utility work machine.

## MAXIMIZE TRACTION WITH ADVANCED HYDROSTATIC TRACTION CONTROL.

The Toolcat hydrostatic traction control (HTC) drive system automatically manages the torque split between the high-traction and low-traction tires. If one wheel loses tractive effort, HTC ensures the wheel with the most traction receives the most torque – without the need to engage any locks, buttons or levers.

For the ultimate in off-road traction, an optional enhanced HTC system selectively pulses the brake on low-traction tires, preventing wheel spin and mechanically forcing torque to the tires with the most traction automatically.

## DRAMATICALLY REDUCE GROUND DISTURBANCE.

Many four-wheel drive systems utilize locking differentials which cause “binding” and turf damage when turning. HTC eliminates this four-wheel drive characteristic from the Toolcat drivetrain, minimizing turf tear-out when working on grass. Together with its four-wheel drive and all-wheel steering, the Toolcat drivetrain provides the perfect balance of excellent traction, smooth turning, minimized tire wear and outstanding turf protection.

## POWER THROUGH YOUR TOUGHEST JOBS WITH HORSEPOWER MANAGEMENT.

During an uphill climb, or when you dig into a pile, Bobcat® horsepower management sustains engine rpm and maintains optimum attachment performance.

## THAT'S NOT ALL.

Other features that maximize traction and maneuverability:

- Hydrostatic drive
- Hydrostatic braking system
- Cruise control
- Shift-on-the-fly 2-Speed option



Hydrostatic traction control works with 4WD and all-wheel steer to minimize turf damage or loss of traction in soft ground conditions.

Machine: UW56  
Attachment: Pallet Fork

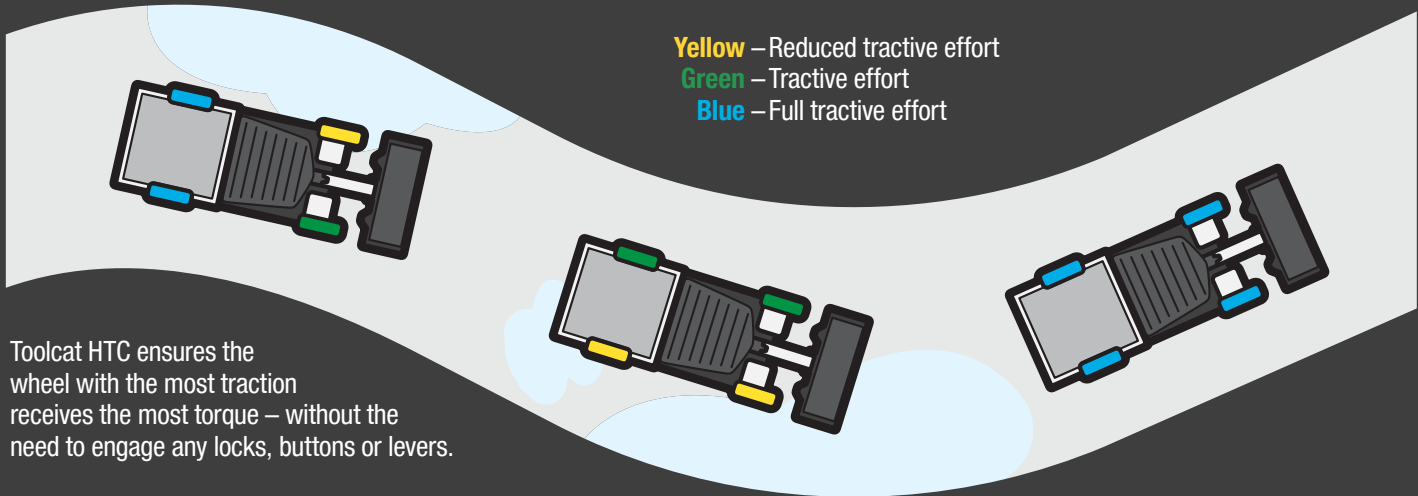






**TWO DRIVE MODES**  
The drive response system provides two drive modes for the best combination of speed, torque and performance for the task.

Machine: UW56  
Attachment: Angle Broom



Toolcat HTC ensures the wheel with the most traction receives the most torque – without the need to engage any locks, buttons or levers.



## PERFORMANCE

Turn around in smaller spaces without backing up to save time and reduce damage to grass and marks on pavement.



Machine: UW56  
Attachment: Angle Broom

# WORK CIRCLES AROUND **A TIGHT JOB.**

**Precise, responsive all-wheel steering makes the Toolcat utility work machine extremely maneuverable and easy on turf. And with its hydraulic power steering, you have nearly effortless control.**

Front-wheel steer vehicles have a large turning radius that limits maneuverability in tight areas. They have to back up – often several times – to change direction or make the turn. Plus, the rear wheels skid through a tight turn and damage lawns or leave marks on driveways. With a Toolcat utility work machine, you can mow around trees, push snow around tight corners, maneuver through horse corrals and barn stalls, and turn in tight spaces without having to back up.

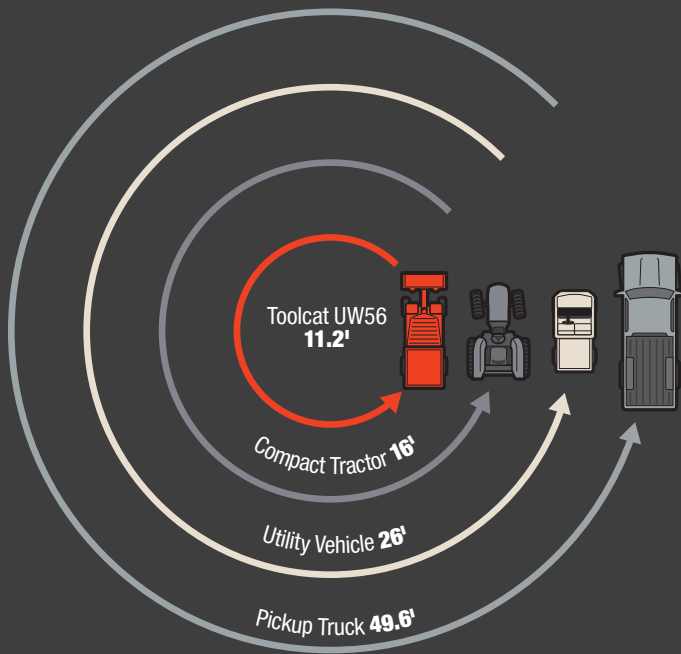
### **REDUCE GROUND DISTURBANCE WITH ALL-WHEEL STEER.**

Each wheel of the Toolcat utility work machine moves separately through the turning arc and rolls smoothly through the turn. That means you won't have to spend time re-installing sod or planting grass after the job is done. Different tire options offer increased ground protection with the right balance of traction. Using all-wheel steer is not recommended when operating 3-point implements on the UW53.

### **SWITCH TO FRONT-WHEEL STEER WHENEVER YOU NEED IT.**

You can switch from all-wheel steer to front-wheel steer and back as the job requires. Make sure all four tires are straight using the wheel alignment indicators on the 5-inch display, then simply press a button to toggle between steering modes.





Even when it fits, it's often not worth the trouble to take a machine with limited maneuverability into confined working conditions. With a turning radius of 11.2 feet, the Toolcat utility work machine can do more in tight spaces.



Each wheel of the Toolcat utility work machine moves separately through the turning arc and rolls smoothly through the turn.





# RUGGED ON THE OUTSIDE. METICULOUS ON THE INSIDE.

Even people without equipment experience are surprised to see how easy our equipment is to operate. Bobcat gives you the highest satisfaction levels in compact equipment, thanks to the careful design of our dash and comfort features. The panoramic cab offers a clear view of attachments and surroundings. Everything you need to do your work is cleanly laid out, within easy reach and most importantly, simple to use. You'll find a variety of creature comforts like a large storage tray, deep cup holders for tall beverages and a USB port to keep devices charged and ready.



Machine: UW56  
Attachment: Bucket

## HYDRAULIC DUMP CARGO BOX

With the UW56's standard hydraulic dump cargo box, you can quickly unload brush and debris without even leaving the cab.

## EASY ENTRY AND EXIT

The wide, low door opening allows you to easily step in and out of the machine.

## OPTIONAL RADIO SYSTEM

Take your favorite music and radio programming to the job.

## IN-CAB 3-POINT HITCH CONTROL

A smooth, easy-to-reach lever in the cab raises and lowers the 3-point hitch on the UW53 and operates the hydraulic dump box on the UW56.

## TRAVEL SELECTION LEVER

The travel selection lever makes changing travel directions a simple task: just forward and reverse; that's it!

## ENCLOSED CAB WITH HEAT AND AIR CONDITIONING

The fully enclosed cab with standard heat and air conditioning keeps you comfortable during high heat or bitter cold. 360-degree adjustable vents provide maximum efficiency and defrosting capabilities. The system forces air distribution where it's needed most for a comfortable workday or night. The cab air filter provides cleaner air for extra comfort.





## REAR VIEW CAMERA

The optional rear view camera gives operators ideal visibility at the back of the machine for a variety of activities and tasks. With the UW56, you can choose your preferred mounting location: behind the cab for a better view of the cargo box and great dumping visibility, or a rear frame location for an unobstructed view behind the box that makes it easy to monitor ball hitch connections and towing.

## JOYSTICK CONTROLS

Let your fingertips do the work.

### Attachment Controls

Convenient, intuitive and ergonomic attachment controls are located right on the joystick – so you can operate attachments without the need to look away from the work.

### Wiper Button

Clear away dust, water and mud without stopping or looking away from the action.



## ERGONOMIC STEERING WHEEL

Take control of the job with a steering knob that allows you to navigate tight turns with one hand while using the joystick to control attachments.

## INTEGRATED 5-INCH DISPLAY

This easy-to-use display puts controls and information in the right place for easy access and operation.

## REDESIGNED LIGHTING.

## REVOLUTIONIZED WORKING.

Gain optimal visibility in low-light working conditions and long-term durability.

- Embedded road lights are integrated within the front fenders for protection and unobstructed illumination.
- LED lights increase light dispersion and intensity, improving productivity in the dark.
- Operators can adjust the direction of the LED lighting for more flexibility to improve visibility in a variety of low-light working conditions.
- The rear work light is optimized for better light dispersion.
- The LED work light spreads light around the area for added visibility in darkness or fog.
- An additional metal bracket on the brake lights provides extra protection.

## CRUISE CONTROL

Adjust machine speed with the push of a button. This feature helps reduce fatigue during tough jobs that require a steady speed, such as spraying weeds or spreading material with attachments.



**UPTIME**

# MORE UPTIME. LESS UPKEEP.

Thousands of people use Bobcat equipment to make their living and build their reputations. The Toolcat utility work machines are engineered to meet the same standards as the rest of the Bobcat equipment lineup. Our machines are rigorously tested in a wide range of applications, including construction, agriculture, military, grounds maintenance and landscaping.

Bobcat designs the durable Toolcat machines – both the UW56 and UW53 – with maintenance points that are easy to find and reach, because when upkeep is quick and easy, maintenance is more likely to get done. That means you'll get peak performance day in and day out for years to come.




## KEYLESS START

Stop searching for missing keys and reduce the risk of theft or unauthorized use with keyless start.

## BATTERY RUNDOWN PROTECTION


Lights automatically shut off to prevent accidental battery discharge.





## Under the cargo box:

- A** Air cleaner
- B** Radiator
- C** Quick release radiator screen
- D** Battery
- E** Coolant reservoir
- F** Windshield washer fluid reservoir
- G** Hydraulic oil fill
- H** Hydraulic oil sight gauge
- I** Hydraulic oil filters



## Behind the side access panel:

- A** Engine oil filter
- B** Engine oil dipstick
- C** Engine oil fill
- D** Starter

## MACHINE PROTECTION

Toolcat utility work machines monitor engine and hydraulic functions. If conditions risk damage to the engine or hydraulic components, the system will alert the operator and, if necessary, de-rate engine power as well as hydraulic flow. It still allows the operator to complete the job at hand or move the machine to another area for diagnosis.

## RIGID SPINE FRAME

The innovative spine frame – the foundation of our engineering design – tackles the toughest jobs without twisting and provides excellent balance when lifting, digging, pushing heavy snow and traveling on uneven ground. Its design protects components from dirt, debris and foreign objects, as well as delivers easy access to routine maintenance items.

## TOOL-FREE FUEL FILTER ACCESS

An easy-to-remove panel gives you quick access to the fuel filter. No tools necessary.

## 750-HOUR OIL CHANGE INTERVAL

An extended engine oil change interval of 750 hours allows you to do more work before stopping for regular maintenance.



# SPECIFICATIONS



Model	UW53	UW56
<b>Performance</b>		
Rated Lift Capacity (lift arm)	1500 lb. (680 kg)	1500 lb. (680 kg)
Cargo Box Capacity	–	2000 lb. (907 kg)
Towing Capacity	4000 lb. (1814 kg)	4000 lb. (1814 kg)
3-Point Hitch Capacity (24 in. behind lift points)	1775 lb. (806 kg)	–
PTO Horsepower	25.0 hp (18.6 kW)	–
Storage Bin Capacity (each)	50 lb. (22 kg)	–
Machine Rated Capacity (combined weight of load on lift arm, cargo box load, operator and passenger)	2200 lb. (998 kg)	2200 lb. (998 kg)
Total Rated Capacity (combined weight of load on lift arm, cargo box load, operator and passenger, and tow weight if equipped with a hitch)	4200 lb. (1905 kg)	4200 lb. (1905 kg)
<b>Travel Speeds</b>		
Low Range	8.0 mph (12.9 km/hr.)	8.0 mph (12.9 km/hr.)
High Range	16.5 mph (26.5 km/hr.)	16.5 mph (26.5 km/hr.)
Reverse	8.0 mph (12.9 km/hr.)	8.0 mph (12.9 km/hr.)
<b>Travel Speeds With Optional 29 x 10.5-15 Tires</b>		
Low Range	8.5 mph (13.7 km/hr.)	8.5 mph (13.7 km/hr.)
High Range	17.5 mph (28.1 km/hr.)	17.5 mph (28.1 km/hr.)
Reverse	8.5 mph (13.7 km/hr.)	8.5 mph (13.7 km/hr.)
<b>Dimensions</b>		
Cab Height	81.0 in. (2057 mm)	81.0 in. (2057 mm)
Cab Height With Optional 29 x 10.5-15 Tires	82.0 in. (2083 mm)	82.0 in. (2083 mm)
Overall Length With Standard Bucket	181.0 in. (4597 mm)	172.1 in. (4372 mm)
Overall Width With Track Tires	60.0 in. (1524 mm)	60.0 in. (1524 mm)
Ground Clearance	8.0 in. (203 mm)	8.0 in. (203 mm)
Ground Clearance With Optional 29 x 10.5-15 Tires	9.0 in. (229 mm)	9.0 in. (229 mm)
Operating Weight	5710 lb. (2590 kg)	5680 lb. (2576 kg)
Outside Turning Diameter (AWS)	134.6 in. (3419 mm)	134.6 in. (3419 mm)
Lift Height	83.3 in. (2116 mm)	83.3 in. (2116 mm)
Lift Height With Optional 29 x 10.5-15 Tires	84.3 in. (2141 mm)	84.3 in. (2141 mm)
<b>Engine</b>		
Horsepower	61.0 hp (45.5 kW)	61.0 hp (45.5 kW)
Engine Type	Diesel	Diesel
Fuel Tank Capacity	20.0 gal. (76.0 L)	20.0 gal. (76.0 L)
Machine Protection Feature	Std	Std
Battery Rundown Protection	Std	Std
Horsepower Management	Std	Std



Model	UW53	UW56
<b>Machine Features</b>		
<b>Comfort Features</b>		
Cab With Heat and Air Conditioning	Std	Std
Cruise Control	Std	Std
Radio	Std	Opt
Driver's Side Suspension Seat	Opt	Opt
Floorboard Riser Kit	Opt	Opt
Intermittent Windshield Wipers	Std	Std
Step Kit	Opt	Opt
LED Front Work Lights	Std	Std
LED Rear Work Lights	Std	Opt
Road Light Kit	Std	Opt
Turn Signals/Flashers	Std	Opt
<b>Performance Features</b>		
Four-Wheel Drive	Std	Std
Four-Wheel Independent Suspension	Std	Std
Limited Slip Differentials	Std	Std
Traction Control	Std	Opt
2-Speed Transmission	Std	Std
Hydraulic Dump Cargo Box	–	Std
Rear Window Guard	–	Opt
2 in. Rear Receiver Hitch	Std	Std
PTO	Std	–
3-Point Hitch	Std	–
Rear Remote Hydraulics	Std	–
<b>Machine Safety Features</b>		
ROPS/FOPS Approved Cab Structure	Std	Std
Toolcat Interlock Control System (TICS™)	Std	Std
Back-up Alarm and Horn	Std	Opt
Keyless Start System	Std	Std
<b>Features for Attachments</b>		
Auxiliary Hydraulics	Std	Std
Hydraulic Standard Flow	18.8 gpm (71.0 L/min.)	18.8 gpm (71.0 L/min.)
Hydraulic High Flow	Std. 27.9 gpm (105.0 L/min.)	Opt. 27.9 gpm (105.0 L/min.)
Hydraulic Pressure	3000 psi (207 bar)	3000 psi (207 bar)
Power Bob-Tach Mounting System	Std	Opt
Pressure Release Hydraulic Quick Couplers	Std	Std
Fingertip Auxiliary Control	Std	Std
Attachment Control Kit	Std	Opt
Lift Arm Float Functionality	Std	Std
Dual-Direction Detent	Std	Std
Speed Management	Std	Std
Drive Response	Std	Std





*Machine: UW56  
Attachment: Bucket*

**Toolcat utility work machines offer over 6½ feet of lift height for loading or placing materials.**

**The Toolcat UW53 3-point hitch can utilize Bobcat implements – plus all of your Category 1 3-point hitch implements from other manufacturers.**



*Machine: UW53  
Attachment: Bucket  
Implement: Box Blade*



*Machine: UW56  
Attachment: Bale Fork*

**Compact and agile, the Toolcat utility work machines achieve a tighter turning radius than most ATVs. All-wheel steer allows you to maneuver in tight spaces without having to reposition. Turn around trees and through tight corners, and get in and out of small barns and buildings.**






# One Tough

## B O B C A T T I M E L I N E


50





Machine: UW56  
Attachment: Angle Broom

# h Animal<sup>®</sup>







# YOU ARE ONE TOUGH ANIMAL.®

Everything we put into Bobcat equipment is designed to make more of whatever you bring to the job. Whether it's strength, versatility, speed or agility, it's built around you.

Certain specification(s) are based on engineering calculations and are not actual measurements. Specification(s) are provided for comparison purposes only and are subject to change without notice. Specification(s) for your individual Bobcat equipment will vary based on normal variations in design, manufacturing, operating conditions, and other factors.

**DOOSAN**

**Bobcat Company is a member of the Doosan Group.** Doosan is a global leader in construction, grounds maintenance and material handling equipment, power and water solutions, and engineering that has proudly served customers and communities for more than a century. Bobcat®, the Bobcat logo and the colors of the Bobcat machine are registered trademarks of Bobcat Company in the United States and various other countries. ©2023 Bobcat Company. All rights reserved.



Printed on 10% recycled paper

**B-1829 (12/23)**  
EP-5M-1223-3665-F

**Bobcat Company**  
250 East Beaton Drive • West Fargo, ND 58078

**Bobcat.com**



**Bobcat®**

***One Tough Animal.***