



**Bobcat**®

## Small Articulated Loaders

L23, L28



*One Tough  
Animal*®

A large stack of sod rolls, each consisting of a layer of green grass on top of a layer of dark brown soil. The sods are stacked in a neat, rectangular pile. In the background, a building with light-colored horizontal siding and a window is visible. The lighting is bright, suggesting an outdoor setting during the day.

# A SMALL LOADER FOR BIG JOBS

**Big challenges can fit in small spaces. When you need a machine that's tough enough to take them on – without disturbing established surfaces – Bobcat® small articulated loaders provide the answer.**



### **IMPRESSIVE PRODUCTIVITY AND VERSATILITY**

The Bobcat small articulated loader is made to tackle a wide range of tasks in small spaces. In addition to its impressive lifting power, this loader can use a variety of available attachments – so you can do even more. From grapples and angle brooms to snow removal attachments, there's an attachment available for every job.

### **AGILE, TURF-FRIENDLY DESIGN**

The Bobcat small articulated loader's articulation joint enables tight turns and minimizes damage to finished surfaces. It allows the rear tires to follow the front tires as you maneuver the machine, ensuring that you can navigate easily through tight spaces while saving time and expense on ground repairs.

### **LEADING COMFORT FOR OPTIMAL PRODUCTIVITY**

With a spacious cab that's designed with operators in mind, Bobcat elevates small articulated loader comfort to new standards. Easy-to-use controls ensure that experienced professionals and beginners alike can maximize their productivity. Plus, a variety of creature comforts make every minute in the cab more enjoyable.

**TURN AND BURN THROUGH  
BIG TASKS.**



From material handling to grounds maintenance, this machine fits right in to rise up to the challenge. The small articulated loader features a tight-turning articulation joint that allows maneuverability in confined spaces. Combined with the machine's turf-safe mode, this powerful machine limits the chance of disturbing turf as it turns or hauls a load. Its impressive lifting capability is housed in a compact machine that easily works inside fenced-in landscapes, pens, nurseries and more.

**HEAVY LIFTING CAPACITY. SMALL PACKAGE.**

The Bobcat small articulated loader can lift and handle heavy loads. You'll get excellent lifting capacity in a compact machine with access to a wide range of jobsites.

**MECHANICAL LEVELING ASSIST**

When handling materials up high, Bobcat small articulated loaders make operation easier by maintaining optimal bucket rollback at full height and reducing material spillage.



## L28 TELESCOPING LIFT ARM

The L28 lift arm extends to a lift height of 104 inches, which gives you extra reach for all kinds of unique work challenges. The telescoping lift arm includes an innovative dual-cylinder design that keeps the load level as you move the bucket. The telescopic cylinder is synchronized with a hydraulic leveling link, providing leveling assist and minimizing spillage over the back of the bucket.

## LOW-RPM, HIGH-TORQUE ENGINE

The dependable 25 hp, 2600 rpm engine provides generous torque at a lower rpm, providing superior performance when pushing the machine to its limits.

## EFFICIENT COOLING

With an efficient cooling system, Bobcat small articulated loaders offer leading performance for improved operation along with great component protection. Side and front inlets bring cool air into the engine compartment and send it through the screened rear exit. The rear radiator screen is removable for easy cleanout, and its corrugated steel construction provides excellent durability. A separate temperature-controlled hydraulic oil cooler operates as needed to ensure quieter operation as well.



*Image shows optional counterweight.*

## STANDARD AND OPTIONAL COUNTERWEIGHT

The standard integrated counterweight optimizes lift capacity and gives extra protection for the machine's rear covers and cooling package. You can maximize lift capacity even more by adding the optional counterweight.

**PERFORMANCE**

# HIGH TRACTIVE EFFORT

The Bobcat small articulated loader has a hydraulic drive system that allows the machine to keep moving in rough or uneven terrain.



## **MINIMAL GROUND DISTURBANCE**

With its tight-turning articulated steering and light overall footprint, the Bobcat small articulated loader limits cuts or tears in the turf when turning or hauling a load. This leads to fewer surface repairs after the job is complete.



### **AUTOMATIC TRACTION MODE**

When operating the small articulated loader, the machine automatically enables one of two traction modes, based on operation.

**High Traction:** When the steering wheel is not turning, improved traction provides excellent control and mobility over rough or slippery terrain.

**Turf Safe:** While actively steering, turf-safe mode keeps the wheels from scrubbing on the ground, causing the least possible ground disturbance.

### **OPTIONAL TRACTION ASSIST SWITCH**

Similar to a differential lock, the traction assist switch enables you to momentarily override the automatic modes, providing power to all wheels and improving travel through adverse conditions such as mud or other loose material.

### **TIGHT TURNING RADIUS**

The small articulated loader delivers precise maneuverability, thanks to its articulation joint that enables the rear tires of the loader to match the path of the front tires as they turn. This results in a highly nimble machine that navigates around obstacles with ease and works well in enclosed yards and small work zones.

### **EASY TO TRANSPORT**

Small articulated loaders are a highly transportable and relatively lightweight solution that enables you to quickly get your machine to the job and get to work. It will easily fit on pan trailers, dump trailers – and even some enclosed trailers that are utilized for small-frame skid-steer loaders.



**UPTIME**

THERE'S NO TIME LIKE  
**UPTIME.**



When you choose the Bobcat small articulated loader, you'll rest easy with innovative engineering that ensures jobsite obstacles or debris won't slow down your work.



### **CAB CORNER PROTECTION**

Rubber bumpers help to protect the cab's corners while articulating the loader.

### **OPTIONAL REAR GUARD**

Add additional protection – and worry less about potential impact damage to the cooling package and radiator – by installing the optional rear guard accessory.



# SERVICEABILITY



## MADE FOR EASY MAINTENANCE

When you rely on your equipment to complete your job, maintenance can't take up too much of your time. The Bobcat small articulated loader is designed front-to-back for minimal maintenance and fast serviceability.

### STANDARD INSTRUMENTATION

The easy-to-read, backlit display panel provides operating information and critical machine warnings.

### EASY BATTERY TERMINAL ACCESS

For jumpstarts or charging a low battery, the readily accessible battery terminals save time and effort to get your loader up and running.

### HIGH-CAPACITY AIR FILTER

The dual-element, high-capacity filter with visual indicator delivers clean airflow to your engine and excellent contaminant-holding capacity for long life and maximum component protection.

### MAINTENANCE-FREE ENGINE ACCESSORY DRIVE BELT

A dependable serpentine accessory drive belt requires no tensioning and no maintenance.

### CENTRAL FUSE AND RELAY ACCESS

Fuses and relays are centrally located behind a cover inside the cab.

# COMFORT

## MAKE COMFORT YOUR PARTNER IN PRODUCTIVITY.



Bobcat doesn't see comfort as a luxury. It's essential to your productivity. That's why every Bobcat machine is designed with the operator's experience in mind. Visibility, cab space, ease of control, air flow and ergonomics add up to focused work and satisfied employees who look forward to doing their best. Compare Bobcat small articulated loaders to the others, and you'll feel the difference.



### SPACIOUS CAB

Compared to other small articulated loaders, the Bobcat interior is engineered with more space for the operator, with special attention paid to cab height, foot room and room between the seat and the steering wheel. You'll enjoy more room that enables better productivity during long hours in the cab.

### OPTIONAL ENCLOSED, HEATED CAB

Stay comfortable in cold and wet weather with the optional cab enclosure with heated seat. Strategically placed, louvered vents quickly defrost windows and direct heat to operators, providing excellent all-season versatility for winter months. The heated seat helps to keep your body warm and comfortable while working on frigid days. The window panels can be added and removed, giving you flexibility to adapt with the weather.



## **ERGONOMIC CONTROLS**

The steering wheel and joystick are simple to reach and intuitive to use, with fingertip auxiliary or telescopic controls that facilitate quick, simple operation. Bobcat small articulated loaders also provide variable flow control similar to our skid-steer and compact track loaders.

## **INTUITIVE TWIN-PEDAL TRAVEL CONTROLS**

A simple twin-pedal design enables quick and easy direction changes: One pedal moves you forward, the other moves you in reverse. It's a style of travel control that is easy for operators to master, making the small articulated loader a great choice for seasonal employees or rental customers. It's also convenient and simple for operators who need to understand controls for multiple machines.

## **CROSS-VENTILATION WINDOWS**

The side and rear windows open to provide fresh airflow across the operator, helping to provide more comfort. Add or remove window panels to further adapt to the season.



## VERSATILITY

# UNLEASH YOUR VERSATILITY.

The Bobcat small articulated loader is your go-to machine that goes well beyond bucket work. Bobcat attachments deliver the most versatility for your equipment investment. From handling dirt and snow to brushwork, sweeping and more, with the right attachment, you can adapt to a new task in minutes.



### **BOB-TACH ATTACHMENT MOUNTING SYSTEM**

The Bob-Tach® system accepts select mini track loader and standard Bobcat attachments, which greatly expands the range of approved attachment possibilities and allows you to do more kinds of work with one powerful machine.

### **OPTIONAL POWER BOB-TACH SYSTEM**

With the Power Bob-Tach system, you can change non-hydraulic attachments without leaving the comfort of your cab. Just line up the attachment and press the switch.

### **AUXILIARY HYDRAULICS**

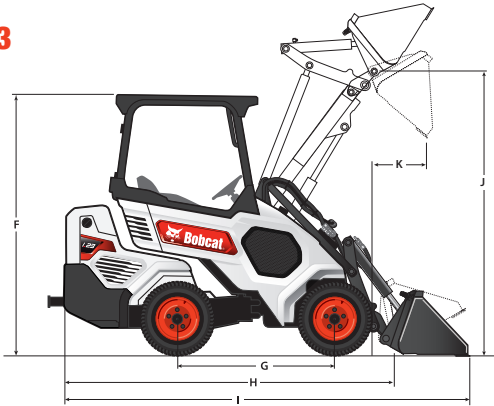
Auxiliary hydraulics allow even more attachment possibilities. A maximum flow of up to 12 gpm and up to 2900 psi gives you powerful performance and superb work results. Pressure-release quick couplers relieve system pressure for easy hydraulic hose hookup and removal.



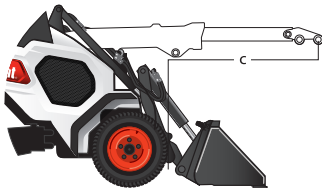
# SPECIFICATIONS



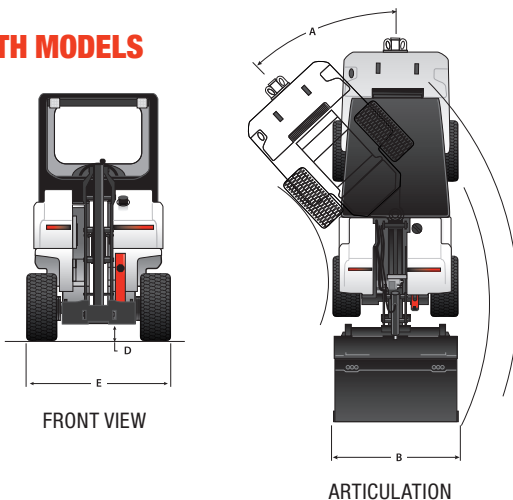
## L23



## L28



## BOTH MODELS



FRONT VIEW

ARTICULATION

| Model   | L23                    | L28  |
|---|------------------------|--|
| <b>Performance</b>  |                        |  |
| Rated Operating Capacity (ROC) Straight - 50% of Tip Load                               | 1395 lb. (633 kg)      | 1534 lb. (696 kg)<br>Ext 888 lb. (402 kg)    |
| Rated Operating Capacity (ROC) Articulated - 50% of Tip Load                            | 1159 lb. (525 kg)      | 1222 lb. (554 kg)<br>Ext 712 lb. (323 kg)    |
| Tipping Load (straight)   | 2789 lb. (1265 kg)     | 3068 lb. (1391 kg)<br>Ext 1775 lb. (805 kg)  |
| ROC Straight With Optional Counterweight  | 1815 lb. (823 kg)      | 1952 lb. (885 kg)<br>Ext 1149 lb. (521 kg)   |
| ROC Articulated With Optional Counterweight   | 1471 lb. (667 kg)      | 1475 lb. (669 kg)<br>Ext 884 lb. (401 kg)    |
| Tipping Load (straight) With Optional Counterweight                                     | 3629 lb. (1646 kg)     | 3904 lb. (1771 kg)<br>Ext 2297 lb. (1042 kg) |
| J - Height to Bucket Hinge Pin  | 85.4 in. (2169 mm)     | 104.3 in. (2650 mm)                          |
| K - Reach at Maximum Height   | 16.8 in. (427 mm)      | 30.9 in. (785 mm)                            |
| <b>Size and Speed</b>   |                        |  |
| Operating Weight  | 3790 lb. (1719 kg)     | 4195 lb. (1903 kg)                           |
| Weight With Add-On Counterweight  | 4260 lb. (1932 kg)     | 4710 lb. (2136 kg)                           |
| Travel Speed  | 8.2 mph (13.2 km/hr.)  | 8.3 mph (13.4 km/hr.)                        |
| <b>Engine</b>   |                        |  |
|   | Tier 4                 | Tier 4                                       |
| Horsepower  | 24.8 hp (18.5 kW)      | 24.8 hp (18.5 kW)                            |
| Fuel Tank Capacity  | 9.6 gal (36.2 L)       | 9.6 gal (36.2 L)                             |
| Type  | Diesel                 | Diesel                                       |
| <b>Uptime Protection</b>  |                        |  |
| Machine Shutdown Protection   | Std                    | Std  |
| <b>Hydraulic System</b>   |                        |  |
| Auxiliary Standard Flow   | 12.1 gpm (45.8 L/min.) | 12.1 gpm (45.8 L/min.)                       |
| System Relief at Quick Couplers   | 2900 psi (20 MPa)      | 2900 psi (20 MPa)                            |
| <b>Dimensions</b>   |                        |  |
| F - Cab Height  | 78.1 in. (1983 mm)     | 78.1 in. (1983 mm)                           |
| E - Width Without Attachment  | 43.2 in. (1097 mm)     | 46.5 in. (1181 mm)                           |
| B - Standard Bucket Width   | 44.0 in. (1118 mm)     | 50.0 in. (1270 mm)                           |
| H - Length Without Attachment   | 93.2 in. (2367 mm)     | 93.2 in. (2367 mm)                           |
| I - Length With Standard Bucket   | 122.4 in. (3109 mm)    | 122.4 in. (3109 mm)                          |
| C - Max. Reach  | 21.0 in. (535 mm)      | 44.6 in. (1135 mm)                           |
| G - Wheelbase   | 47.2 in. (1200 mm)     | 47.2 in. (1200 mm)                           |
| A - Articulation Angle  | 43°                    | 43°  |
| D - Ground Clearance  | 5.5 in. (140 mm)       | 5.5 in. (140 mm)                             |
| Ground Clearance at Articulation Joint  | 7.8 in. (198 mm)       | 7.8 in. (198 mm)                             |
| <b>Machine Width with Tires</b>   |                        |  |
| Tractor: 23 x 5.70 - 12   | 38.9 in. (990 mm)      | -  |
| Tractor: 23 x 8.50 - 12   | 42.9 in. (1091 mm)     | 42.9 in. (1091 mm)                           |
| Tractor: 26 x 12.00 - 12  | -                      | 51.0 in. (1297 mm)                           |
| Turf: 23 x 8.50 - 12  | 43.2 in. (1097 mm)*    | 43.2 in. (1097 mm)                           |
| Turf: 23 x 10.50 - 12   | 46.4 in. (1180 mm)     | 46.4 in. (1180 mm)*                          |
| Turf: 26 x 12.00 - 12   | -                      | 51.5 in. (1308 mm)                           |
| <b>Safety Equipment</b>   |                        |  |
| Operator Interlock Control System (incorporated in left armrest)                        | Std                    | Std  |
| ROPS/FOPS Approved (Roll Over Protection Structure/Falling Object Protection Structure) | Std                    | Std  |
| Fully Retractable Seat Belt   | Std                    | Std  |
| <b>Machine Features</b>   |                        |  |
| Heated Cab With Heated Seat & Block Heater  | Opt                    | Opt  |
| Adjustable Suspension Seat  | Std                    | Std  |
| Cup Holder  | Std                    | Std  |
| Backup Alarm & Horn   | Std                    | Std  |
| Parking Brake   | Std                    | Std  |
| Radio   | Opt                    | Opt  |
| Spark Arrestor Muffler  | Std                    | Std  |
| LED Worklights  | Std                    | Std  |
| Rotating Flashing Beacon or Strobe  | Opt                    | Opt  |
| Road Lights With Tail Lights, Turn Signals & 4-Way Flashers                             | Opt                    | Opt  |
| Traction Assist   | Opt                    | Opt  |
| Purifier Muffler  | Opt                    | Opt  |
| <b>Features for Attachments</b>   |                        |  |
| Bob-Tach Attachment System  | Std                    | Std  |
| Power Bob-Tach System   | Opt                    | Opt  |
| Auxiliary Hydraulics  | Std                    | Std  |


\*Standard tires



# One Tough Animal<sup>®</sup>

## B O B C A T T I M E L I N E

50





# YOU ARE ONE TOUGH ANIMAL.®

Everything we put into Bobcat equipment is designed to make more of whatever you bring to the job. Whether it's strength, versatility, speed or agility, it's built around you.

Certain specification(s) are based on engineering calculations and are not actual measurements. Specification(s) are provided for comparison purposes only and are subject to change without notice. Specification(s) for your individual Bobcat equipment will vary based on normal variations in design, manufacturing, operating conditions, and other factors. Where applicable, dimensions are in accordance with ISO standards. Specifications and design are subject to change without notice. Pictures of Bobcat units may show other than standard equipment. All dimensions are given for small articulated loaders with standard tires. All dimensions are shown in inches. Respective metric dimensions are enclosed by parentheses. Bobcat Company complies with the requirements of ISO 9001 as registered with BSI.

**DOOSAN**

**Bobcat Company is a member of the Doosan Group.** Doosan is a global leader in construction, grounds maintenance and material handling equipment, power and water solutions, and engineering that has proudly served customers and communities for more than a century. Bobcat®, the Bobcat logo and the colors of the Bobcat machine are registered trademarks of Bobcat Company in the United States and various other countries. ©2023 Bobcat Company. All rights reserved.



Printed on 10% recycled paper

B-2290 (06/23)  
EP-5M-0623-91326-F

**Bobcat Company**  
250 East Beaton Drive • West Fargo, ND 58078

[Bobcat.com](http://Bobcat.com)



**Bobcat®**

***One Tough Animal.***