



**Bobcat**®

**R-Series  
Compact Loaders**  
60, 70 & 80 Platforms



***One Tough  
Animal***®



# **BRING REVOLUTIONARY TO YOUR JOB.**

**More than ever, owners and operators depend on compact equipment to do more – in all kinds of applications – and R-Series compact track and skid-steer loaders have been completely redesigned to meet the demand. With a total focus on quality, Bobcat® loaders offer uncompromising reliability and durability, enhanced performance, and an unmatched operator experience.**



## **MORE HORSEPOWER AND GREATER LIFTING CAPACITY IN THE NEW T86 AND S86**

The T86 and S86 are the most powerful loaders ever built by Bobcat, offering more usable engine and hydraulic horsepower than ever before. With boosted horsepower and optimized machine weight in these models, you get greater lifting capabilities, impressive breakout forces and leading maneuverability for fast cycle times. With the excellent weight-to-horsepower ratio of the Bobcat T86 and S86, you'll command all-around performance that dominates today's most demanding jobs.



# REVOLUTIONARY PERFORMANCE

These powerful loaders easily handle your most challenging jobs today while giving you the confidence to meet your challenges tomorrow.

## INCREASED LIFTING CAPABILITIES

R-Series loaders not only look tougher, they are tougher. Lift arms feature cast-steel sections for increased material strength and rigidity. They also have a slimmer profile in the right areas to enhance visibility.

Optimized work group geometry improves lift capacity throughout your loader's range of motion. Increased lift height enables easy dumping into high-sided trucks and hoppers.

## COUNTERWEIGHT READY

R-Series loaders readily accept frame-mounted counterweights to optimize lifting performance on tough jobs.

## TWO-SPEED TRAVEL

Spend less time traveling. Move faster and get it done sooner. Available as an option on some models – or standard equipment on the S66, S86 and T86.

# IT'S ABOUT MAKING YOU **STRONGER.**

When it comes to performance, Bobcat skid-steer loaders and compact track loaders are in a class by themselves.

## **POWERFUL BREAKOUT FORCES**

High-efficiency hydraulic pumps deliver more power matched to demand and provide leading breakout forces.

## **MORE TORQUE**

Bobcat loaders reach maximum torque at a low rpm, minimizing stalling while saving time and fuel.

## **FAST CYCLE TIMES**

Hydraulic pumps in Bobcat loaders are matched to cylinder size and loader lift capacity to provide fast cycle times.


## **PREMIUM POWER PERFORMANCE**

Get smoother, faster control – along with maximum power where and when you need it most. Premium Power Performance for the high- and super-flow-equipped S86 and T86 features a Bobcat-exclusive electronic displacement control pump. It efficiently provides more power when it's needed during multitasking operations.



*Machine: T86  
Attachment: Bucket*

## **REDESIGNED INLINE ENGINE**



*Machine: S86*

**A Tier-4, non-DPF Bobcat engine** and durable direct-drive system provide the performance you need while reducing and simplifying routine maintenance.

- Improved cold-weather operation
- Fuel filter that lasts longer and is easier to monitor and change
- Lift pump and self-priming fuel system
- Adjustment-free belts

# PUT YOUR WORK ON SOLID FOOTING.

Since inventing the world's first true compact loader in 1958, Bobcat has constantly improved on its original concept: a tough, agile and versatile compact machine that can tackle an incredible number of jobs. Today, the innovation continues.

### **COMPACT TRACK LOADERS: HIGH FLOTATION AND TRACTION, LOW GROUND PRESSURE**

Compact track loaders are heavier to deliver maximum pushing power. That weight is also spread out over a wider area to decrease ground disturbance and allow lifting of larger loads.

### **TOUGH TRACKS FOR TOUGH JOBS**

Dual-flange front idlers and triple-flange rollers ride on rubber tracks to dampen ground vibrations and improve ride quality while producing less wear on the track. The large circumference of the rear idlers further decreases track wear while maintaining optimal contact for improved tension and less detacking.

- Hydraulic hoses are routed inside the undercarriage to reduce snags and impacts.
- The torsion axle system contains a heat-treated inner bar for maximum strength.
- The track tensioning system minimizes the chance of loosening and detacking.

### **TRACK OPTIONS**

Bobcat offers seven different tread patterns to accommodate various applications and optimize your compact track loader's performance for the jobs you do.

Machine: T76

Ask your Bobcat dealer about tires and tracks specifically designed for your work.

## SOLID-MOUNTED UNDERCARRIAGE

The solid-mounted Bobcat undercarriage features a small number of moving parts to reduce required maintenance and stabilize both the loader and work group. It delivers the best possible grading performance.

## 5-LINK TORSION SUSPENSION UNDERCARRIAGE

Designed for the best combination of comfort and work performance, this patented suspension uses torsion axles to dampen vibration and provide a smoother ride that you can feel. The triple-flange rear idler on the T86 solidly holds and guides the track belt to minimize detracking. A fifth link located on the rear axle provides additional ride comfort when grading or lifting.

## EASE OF CLEANOUT

A horizontally mounted grease track tension cylinder opens up more room between the carriage and track for easier cleanout. The undercarriage is sloped on both sides to shed material, such as sand, dirt, mud and debris. Additionally, raised cutouts between the rollers allow for easier cleaning.



Machine: T72

## SKID-STEER LOADERS: QUICK-TURNING, COMPACT MANEUVERABILITY

Compact, nimble and able to pivot 360 degrees, Bobcat skid-steer loaders can easily maneuver in close quarters and bring responsive, well-balanced turns to the jobsite. R-Series skid-steer loaders have a longer wheelbase for ideal performance in a compact machine profile.

## TIRE OPTIONS

Bobcat has an extensive offering of tire styles and tread patterns. Choosing the best tire is important for machine traction, flotation, wear and overall performance.

## MAINTENANCE-FREE CHAINCASE

Instead of spending time in the shop, spend time on the job with Bobcat skid-steer loaders. Many brands will tout the ability to adjust their loaders' drive chains. These periodic adjustments cost you in time, productivity and money. Bobcat has offered a better way for years in its skid-steer loaders: no adjustments.



Machine: S72

**COOLING**

# **PUSH IT HARD. KEEP IT COOL.**

As operators trust compact equipment to run longer and do bigger, more difficult jobs, better cooling is essential. The R-Series cooling system is designed for optimal operation and maximum uptime.



*Machine: T76  
Attachment: Bucket*





## LARGER, REVERSIBLE FAN

The large fan achieves more cooling at a slower rotation. This consumes less power and reduces noise in the cab and around the machine. A reversible fan option purges debris buildup from the rear screen, reducing the need for manual cleaning. An auto mode reverses airflow automatically, and operator-controlled purge mode gives you the ability to reverse the fan at any time.

Machine: T76

## BOBCAT TOUGH

### LARGER RADIATOR AND OIL COOLER


Increases cooling ability in most operating conditions.

### PROTECTIVE STEEL TAILGATE

Heavy-duty steel louvers allow the airflow needed to significantly reduce temperatures. A steel screen inside the tailgate adds a second layer of protection.

### LARGER AUXILIARY HYDRAULIC HOSES

Auxiliary hydraulic hoses and tubelines on select high-flow models have increased in size from  $\frac{3}{4}$ -inch to 1-inch diameter. Hydraulic oil can flow with less restriction, leading to cooler operating temperatures.



Machine: T76

## LIFT ARMS



### CAST-STEEL LIFT ARM SECTIONS

R-Series loaders not only look tougher, they are tougher. Bobcat lift arms feature cast-steel construction in specific areas for increased material strength and rigidity. Cast steel allows more material where it's needed, which provides greater strength. Because cast steel provides more strength with a slimmer profile arm, it also enhances visibility to the bucket corners.

*Machine: S76  
Attachment: Bucket*

# STRONGARM YOUR WAY TO A PERFECT FINISH.

R-Series loaders have an innovative lift arm design with strong cast-steel sections, plus optimized linkages and work group geometry. As always with Bobcat loaders, this durable, patented lift arm design gives you a choice of lift path to help you meet the unique demands of your job.

# VERTICAL LIFT PATH

A vertical lift path provides higher lift capacity and more reach at full lift height than radius lift path, keeping the load closer to the machine while you raise the loader arms.

Because you achieve maximum reach at full lift height, it's easier to clear high-sided truck boxes and hoppers. It's also better for placing heavy pallets of block or sod.



Machine: T76  
Attachment: Bucket



Machine: T62  
Attachment: Pallet Fork

# RADIUS LIFT PATH

A radius lift path provides maximum reach at truck bed height. Arm movement forms an arc. More than 80% of that arc delivers better reach at truck bed height. A radius lift path excels in jobs at mid-range heights, like dumping over a wall, backfilling or unloading flatbed trucks.

A man with a beard and short hair, wearing a grey button-down shirt over a white t-shirt and blue jeans, is sitting in the driver's seat of a Bobcat loader cab. He is smiling and looking towards the camera. His right hand is on the steering wheel, and his left hand is on a control lever. The cab interior is visible, showing a black seat, a gear shifter, and various controls. The exterior of the cab is dark grey with a protective metal mesh on the side. The background is a bright, clear sky.

**COMFORT**

# COMFORT IS A MUST, AND YOU GET THE MOST.

Few tools are more useful than a Bobcat loader, and when you trust your machine with more work, you spend more hours in the cab. Today's operators require more comfort, and R-Series loaders deliver an unmatched cab experience that keeps productivity high.

## **ONE-PIECE SEALED AND PRESSURIZED CAB**

The cab design provides a near-seamless interior for a new level of operator comfort. The roomier design offers a sealed and pressurized environment that minimizes dust and dirt in the cab, isolates the operator from engine and hydraulic noise, and enhances the efficiency of heating and air conditioning.

## **FRONT DOOR SEAL**

A specially designed front door seal increases cab pressurization to keep dust out and keep clean heated or air-conditioned air inside.

Machine: T76



1

Machine: T76



2



3



4



5

## AN INDUSTRY-LEADING OPERATOR EXPERIENCE

### 1. LARGE ENTRY

On machines with enclosed cabs, large swing-open doors provide ample room for entry and exit. A wide step provides sure footing in and out of the cab.

### 2. MORE INTERIOR STORAGE

There are plenty of cup holders and cubbies, and a large storage compartment.

### 3. PUSH-BUTTON CONTROLS

Bobcat puts major controls within easy reach and at eye level.

### 4. RADIO OPTIONS

There are multiple options, including radio-ready cabs for plug-and-play radio installation or the touch display with integrated radio with Bluetooth® connectivity to stream audio from your device.

### 5. AUTOMATIC HEAT AND AIR CONDITIONING

Heat and air conditioning automatically adjust to maintain a consistent temperature. Available with select option packages.

### 6. HEATED AIR-RIDE SEAT

This optional seat is upholstered in comfortable, breathable cloth and equipped with operator-controlled heat. Provides peak operator comfort, with air suspension that adjusts to your weight, smoothing out bumps on the jobsite.

### CONTROLS THAT MOVE WITH YOUR SEAT

On machines with Selectable Joystick Control (SJC), the joysticks move with the seat. This helps reduce arm movement and fatigue. Joystick mounts slide forward and backward, adjusting to different-sized operators.

### HYDRAULICALLY CUSHIONED CYLINDERS

Lift cylinders are cushioned when lowered, and tilt cylinders are cushioned at both the full dump and rollback positions. This reduces noise and increases comfort.



6

# DISPLAY OPTIONS

Bobcat display options for R-Series loaders make it easier than ever to change settings, monitor your machine and match performance to the job.



Rear view camera display



## 5-INCH DISPLAY

The easy-to-read cab display panel provides full-featured machine interaction and monitoring capabilities from right in the cab. Run your loader more efficiently and solve more problems in the field with on-screen content. The display also supports multiple languages, as well as imperial and metric units.

## OTHER STANDARD DISPLAY FEATURES

- Access monitoring, troubleshooting and error conditions, including system voltage, engine oil pressure, engine coolant temperature and more.
- Get convenient visibility to all machine vitals to better manage maintenance, utilization, productivity and more.
- Jog shuttle control enables easy navigation and input.
- Hideaway navigation bar helps you quickly move from screen to screen.
- Set one owner profile and up to four operator profiles.
- Password-protected keyless start eliminates downtime from lost keys.
- Activate or deactivate auto throttle.
- Activate or deactivate auto idle.
- Track engine hours from any screen on the display.
- Timed screen lock allows a set period for code-free machine restarts.
- Integrated rear view camera display automatically switches your display to the camera view when traveling in reverse (rear view camera required).
- Monitor and change attachment settings.
  - Laser positioning for laser-guided grading attachments
  - Sonic tracer/slope sensor control



## 7-INCH TOUCH DISPLAY

It's the most advanced in-cab display for compact equipment. With the optional touch display for R-Series loaders, you'll receive detailed machine information and experience unprecedented device connectivity. The wide, easy-to-use touch screen delivers machine performance information for more efficient operation and improved productivity. The display also supports multiple languages.

### GLOVE SENSITIVITY

The screen works with your light-duty work gloves, providing convenient touch operation without the inconvenience of glove removal.

### SCREEN DURABILITY

The high-resolution, full-color touch display is designed to work with open cabs and extreme weather. The tempered glass screen is rated 9H on the Mohs hardness scale for a high level of scratch protection. The display is pressure-washer tested to ensure superior waterproofing that stands up to wet, humid environments.

### PHONE AND DEVICE CONNECTIVITY

An integrated radio with Bluetooth allows for a wide range of on-the-job entertainment – plus the ability to make and receive hands-free phone calls.

### ACTIVE NOISE CANCELING DURING PHONE CALLS

Active noise canceling on the high-fidelity in-cab microphone allows call recipients to hear operators easily and clearly.

### DETAILED FAULT CODE INFORMATION

Save time troubleshooting with more detailed fault code information. You'll also see which codes are currently active, what time inactive codes occurred and the name of the operator who was logged in when the fault code occurred. For select codes, you can access extended descriptions that give you information on the root cause of the issue and its impact.

### JOG SHUTTLE

If your hands are wet or you are working with dirty gloves, the jog shuttle provides an easy backup input.

## OTHER INNOVATIVE TOUCHSCREEN FEATURES

- Track engine hours, idle hours and fuel usage by operator.
- Set a new clock for each job to track machine productivity and employee performance.
- Add favorite screens for easy access.
- Unique radio includes presets for each operator.
- USB power port keeps devices charged and supports MTP for playing music.
- Auxiliary input via 3.5 mm jack.
- An ambient light sensor automatically adjusts screen brightness.
- Timed screen lock allows a set period for code-free machine restarts.
- Supports multiple languages.
- Import contacts from your mobile phone.
- Keep a customizable contacts list for each operator.
- Access detailed operator statistics and provide jobsite security with 20 unique operator codes.
- Enable feature lockouts and maximum travel speeds to customize the experience per operator.

## ATTACHMENTS



Machine: T86  
Attachment: Drum Mulcher

**ALL THE  
POSSIBILITIES  
ARE IN FRONT OF YOU.**



Even if you just want to dig today, tomorrow's job could demand more from your machine. Bobcat loaders have your business expansion built right in. Whether it's breaking concrete, breaking down buildings or bringing computer-generated designs to life with a 3D grade control system, Bobcat attachments help you take on new jobs and get more use from your machine.



Machine: T76  
Attachment: Brushcat™ Rotary Cutter



Machine: E50  
Attachment: Nitrogen Breaker

### MULTI-CARRIER VERSATILITY

You can share some attachments between Bobcat excavators, telehandlers, compact track loaders and Toolcat™ utility work machines. This gives you the most versatility for your dollar and improved profitability.



Machine: S76  
Attachment: Nitrogen Breaker

# ATTACHMENTS

## BOBCAT-BUILT TO BOBCAT STANDARDS

Bobcat is the only major compact equipment manufacturer that also manufactures a majority of its own attachments. This means they are engineered to be integrated with the electronics, hydraulics and geometry of your Bobcat machines.

Machine: T76  
Attachment: Flail Cutter



## BETTER MACHINE INTEGRATION

Some attachments that perform best with high-flow hydraulics will automatically engage high flow, ensuring maximum performance and great results at the end of the job. Smart hydraulics allow Bobcat machines to identify the attachment and lock out non-required functions (like high flow and super flow) to limit damage to attachment and machine.

## AUXILIARY COUPLER BLOCK

The pressure-release quick couplers are mounted into the front of the lift arm for convenient access. A steel guard extends beyond the coupler block to protect it and hydraulic hoses from damage. The integrated, five-coupler auxiliary manifold available for the T86 and S86 supports three hydraulic flow options for industry-leading attachment versatility. The manifold, required for optimum super-flow performance, includes larger couplers that reduce heat and send more hydraulic power to super-flow attachments.

## FINGERTIP CONTROLS

Fingertip controls make your attachment operation comfortable and controllable, and allow attachment adjustments while driving.

- The detent feature allows your attachment flow to be engaged continuously without needing to hold the switch. Flow can be locked in both directions. It's handy for attachments like sweepers, soil conditioners and tillers that can be operated in either direction.
- Variable/max. flow allows variable, or "featherable," flow to be used for grapples and combination buckets to slowly move the cylinders, or choose a maximum flow rate to quickly shake the dirt from an auger bit.

## THREE HYDRAULIC FLOW OPTIONS

Bobcat Company offers three hydraulic flow options to set the standard in attachment versatility.



Machine: S64  
Attachment: Sweeper

### STANDARD-FLOW HYDRAULICS

Select standard flow to operate attachments that require lower hydraulic horsepower.

### HIGH-FLOW HYDRAULICS

Get more hydraulic power to boost production of attachments like the Bobcat flail cutter, trencher, planer and stump grinder. Machines with this option have two flow ranges, so attachments that require lower flow can still be used by selecting standard flow mode.

### SUPER-FLOW HYDRAULICS

Available in the T86 and S86 loaders, super-flow hydraulics provide even more performance for the most demanding attachment applications. Tackle pavement milling, snowblowing, tree clearing, heavy brushwork and more with attachments designed specifically for super-flow hydraulics.



Machine: T86  
Attachment: Drum Mulcher

## VISIBILITY

# YOU HAVE THE ULTIMATE VANTAGE POINT.

The Bobcat approach to visibility is simple. With each generation of equipment, we maximize open viewing areas and improve sightlines. Through innovative engineering, robust materials and cutting-edge manufacturing, our newest Bobcat loaders provide the best view on the jobsite.

## IN FRONT

Comfortably see your work from the seat through a single curved pane of glass. Keep working at night or in darker environments with powerful LED lighting. Hoses and fittings have been repositioned on the tilt cylinders to further enhance your visibility.

The cab-forward design places the operator area closer to the attachment, giving you a better vantage point to see your work.

### STANDARD LED LIGHTS

Bright, efficient and reliable standard front and rear LED lights provide far-reaching visibility in low light levels.

### PREMIUM LED LIGHTS

Upgrade to optional premium LED lights that wrap around the cab's upper corners. This gives you a wider beam to illuminate more of the jobsite.

Optional premium LED lights

## TO THE REAR

### REAR VISIBILITY

The optimally sized rear window and low tailgate provide an ideal view behind the machine.

### REAR CAMERA

The S86 and T86 include a standard-equipped rear camera. All other R-Series loaders come rear camera ready. When installed, rear cameras integrate seamlessly into R-Series displays. There's no need to have another screen taking up room in the cab. You can display the rear view automatically (when you travel in reverse), on demand or continuously.





## TO THE SIDES

### CLEAR-SIDE ENCLOSURE OPTION

Maneuver more confidently. Enhance your productivity. Easily see to the sides of your machine. An optional enclosure maximizes visibility by removing sections of the steel mesh screens from the side windows. The clear-side windows are made from  $\frac{3}{8}$ -inch thick polycarbonate with an abrasion-resistant coating to allow the optimal view you demand with the durability you expect.

#### SIDE VISIBILITY

By repositioning the stabilizer linkage to the rear of the machine, vertical lift R-Series loaders maximize side visibility, allowing the best possible view to the wheels or tracks.

#### SIDE LIGHTING KIT

Optional side lights are integrated into the machine design, with improved placement and protection against jobsite debris.

## UP TOP

A top window with a large viewing area gives you an unbeatable view when raising a load above the cab.



# TAKE CONTROL YOUR WAY.

Bobcat offers operators intuitive, precise and adaptable control options to maximize your productivity and put you in total control of the task.

**Selectable Joystick Control, or SJC, offers low-effort hand control of all machine work group functions.**

**ISO or H patterns can be easily activated with the push of a button inside the cab.**

*Machine: T76  
Attachment: Trencher*

## SELECTABLE JOYSTICK CONTROL (SJC)

### ADAPT PERFORMANCE TO THE JOB.

These low-effort joysticks allow the operator to control all machine functions with their hands. Bobcat offers the most advanced SJC on the market, loaded with several exclusive features that adapt the loader's performance to specific job requirements:

#### Enhanced Drive Response:

Tailor your loader's drive response and watch your productivity soar. Set the drive response for slow, smooth movements or adjust to a faster response drive when applications require faster cycle times.

**Speed Management:** Simply "dial in" your required travel speed in small increments to match speed to your operation requirements. A full range of joystick motion gives you precise control of machine movements at slow speeds while maintaining maximum driveline torque and full hydraulic power.

#### Steering Drift Compensation:

Steering drift compensation keeps you on a straight path by helping you make minor adjustments to the steering. It's beneficial when you side-shift certain attachments, such as planers or trenchers.

#### Horsepower Management:

Bobcat horsepower management automatically maximizes pushing and digging power while minimizing your chance of stalling. Unlike other anti-stall systems, you can obtain maximum engine and drive torque, and if you prefer to work without it, simply disengage with the push of a button.

**Enhanced Workgroup Response:** Designed for both Bobcat standard controls or Selectable Joystick Controls (SJC), three workgroup response settings allow you to adjust the sensitivity of lift and tilt functions to match your operation preference with the demands of the job. Adjust between slower and smoother movements or enable faster lift and tilt functions for applications that require more speed.

## STANDARD CONTROLS

### TRADITIONAL HAND AND FOOT CONTROLS

This tried and true system is still a popular style of control today. A lever controls the drive on each side independently, while your feet control the lift arms and bucket. The farther you stroke the lever, the faster you go. The shorter the stroke, the more torque that is delivered to the wheels or tracks, allowing maximum power for pushing into a pile.

Low-effort, low-fatigue foot pedals offer comfort for long days and precise, responsive control. The flat floor gives your feet more freedom to move for comfortable positioning and less fatigue from long hours in the cab.



## KEEP IT WORKING AND KEEP WORKING.

R-Series machines make it easy to perform regular maintenance – so you can **protect your productivity from unplanned downtime**. And whenever you do require service, components are easy to find and reach, enabling you to quickly get back to work.

### EASY ROUTINE MAINTENANCE

Engine checkpoints are within easy reach, and preventative maintenance is quick and simple with R-Series loaders.

### ONE-PIECE, TIP-UP CAB

When it's time for maintenance or repairs, the entire R-Series cab lifts out of the way to provide improved service access – with hardware on the cab exterior for easy removal.

### PROTECTED BATTERY WITH REMOTE JUMPSTART

In R-Series loaders, the battery is located under the cab. Lift the one-piece cab away for easy access. This service location protects the condition of your battery and provides more room for component access in the engine compartment. A remote terminal, located in the engine compartment, makes it easy to jumpstart the loader if needed.



Machine: T64





Machine: T76  
Attachment: Soil Conditioner

## UPTIME

It's the foundation of your productivity and the backbone of Bobcat loader design. R-Series loaders are backed by a total focus on quality. R-Series loaders bring uncompromising reliability and durability to the job: toughness you can see and smart designs that protect your ability to work steadily.

# BOBCAT PROTECTS YOUR UPTIME.

### MACHINE PROTECTION

Bobcat loaders monitor engine and hydraulic functions. If conditions risk damage to the engine or hydraulic components, the system will alert the operator and, if necessary, de-rate engine power. It still allows the operator to complete the job at hand or move the loader to an area for diagnosis.

### SELF-DIAGNOSTICS

Track machine performance in real time and access historical machine alerts via the bright, easy-to-read LCD monitor.

### SEALED CONNECTORS

Bobcat loaders won't let you down. All the controls and electrical systems are engineered for durability and peace of mind. Bobcat electronics feature watertight, corrosion-resistant connectors.

### AUTOMATIC LIGHT SHUTOFF

The lighting circuit automatically shuts down to prevent accidental battery discharge.

### ELECTRONIC PROTECTION

Bobcat electronics meet or exceed IP67 requirements for sealing, moisture, shock and vibration. Work in tough, humid conditions with less worry about corrosion, or power wash your loader without wondering if it will start when you are finished.

### PROTECTED HOSES AND QUICK COUPLERS

The integrated, pressure-release quick couplers are mounted directly into the front of the lift arm – with no exposed hoses to damage. A steel guard extends beyond the coupler block, protecting it even further.



## BOB-TACH SYSTEM IMPROVEMENTS

A cast-steel Bob-Tach® attachment mounting system provides a stronger connection point, with more metal where it's really needed. It has fewer welds overall, plus openings that allow dirt and debris to pass through.





## FEATURES ON DEMAND

Your authorized Bobcat dealership can activate optional features in an instant, as your work demands and your budget allows. There is no installation. No waiting. Just contact your dealer to activate a new feature, and you're ready to work. Available on select models.

- High-flow auxiliary hydraulics
- Two-Speed travel
- Reversible fan
- Dual-direction bucket positioning
- Automatic ride control



## OWNER PORTAL

The Bobcat Owner Portal is your key to access and interact with machine data to better utilize your machine while making maintenance and asset management more efficient.



# Bobcat®

## MACHINE IQ<sup>®</sup>

### WIRELESS COMMUNICATIONS

Machine IQ uses electronic communications technology to keep you connected to your machine's status at any time, from a computer or mobile device. The device enables you and your dealer to monitor machines remotely for:

- Unplanned maintenance
- Planned maintenance
- Machine security
- Reporting and analytics
- Basic telematics

*Machine: T62  
Attachment: Industrial Grapple*

## BOBCAT MAXCONTROL REMOTE OPERATION

Use your iPhone® to control your machine remotely. Bobcat MaxControl remote operation is an iOS app that makes operating your machines easier and more convenient than ever before. It acts like an extra set of hands when help is limited. Two-person jobs can now be handled by one worker, and you can say goodbye to unnecessary trips in and out of the cab.

## RADIO REMOTE CONTROL

Loaders equipped with Selectable Joystick Control can be operated by a remote-control system, without having to have an operator in the cab. This can be beneficial to people operating in hot or dusty environments or when you would rather work outside the machine.

The remote control is completely portable. If you have multiple machines, you can quickly remove the remote from one machine and attach it to another in minutes. Sealed and protected electronics can withstand the harshest environments.



# SPECIFICATIONS



Model	S62	S64	S66	S76
Loader Series	R-Series	R-Series	R-Series	R-Series
Rated Operating Capacity (ROC) (35% of tipping load)	–	–	–	–
ROC With 200 lb. (90 kg) Counterweight (optional)	2250 lb. (1021 kg)	2450 lb. (1111 kg)	2550 lb. (1157 kg)	3050 lb. (1384 kg)
ROC With 300 lb. (136 kg) Counterweight (optional)	–	–	–	3100 lb. (1406 kg)
ROC With 400 lb. (181 kg) Counterweight (optional)	–	–	–	–
ROC (50% of tipping load)	2100 lb. (952 kg)	2300 lb. (1043 kg)	2400 lb. (1089 kg)	2900 lb. (1315 kg)
Tipping Load	4200 lb. (1905 kg)	4600 lb. (2087 kg)	4800 lb. (2177 kg)	5800 lb. (2631 kg)
ROC With Torsion	–	–	–	–
Height to Bucket Hinge Pin	114.5 in. (2908 mm)	120.0 in. (3048 mm)	120.0 in. (3048 mm)	128.3 in. (3259 mm)
Lift Arm Path	Radius	Vertical	Vertical	Vertical
<b>Size and Speed</b>				
Operating Weight	6884 lb. (3123 kg)	6974 lb. (3163 kg)	7154 lb. (3245 kg)	8615 lb. (3908 kg)
Width With Bucket	68.0 in. (1727 mm)	68.0 in. (1727 mm)	68.0 in. (1727 mm)	74.0 in. (1880 mm)
Height With Cab	80.5 in. (2045 mm)	80.5 in. (2045 mm)	80.5 in. (2045 mm)	81.8 in. (2078 mm)
Travel Speed - Low Range	7.4 mph (11.9 km/hr.)	7.4 mph (11.9 km/hr.)	7.4 mph (11.9 km/hr.)	6.8 mph (10.9 km/hr.)
Travel Speed - High Range (optional Two-Speed travel)	11.0 mph (17.7 km/hr.)	11.0 mph (17.7 km/hr.)	11.0 mph (17.7 km/hr.)	11.8 mph (18.9 km/hr.)
<b>Engine</b>				
	Tier 4	Tier 4	Tier 4	Tier 4
Horsepower	68.0 hp (50.7 kW)	68.0 hp (50.7 kW)	74.0 hp (55.2 kW)	74.0 hp (55.2 kW)
Type	Turbo Diesel	Turbo Diesel	Turbo Diesel	Turbo Diesel
Fuel Tank Capacity	28.3 gal. (107.1 L)	28.3 gal. (107.1 L)	28.3 gal. (107.1 L)	31.7 gal. (120.0 L)
Horsepower Management	Included With SJC Option	Included With SJC Option	Included With SJC Option	Included With SJC Option
<b>Tires</b>				
Bobcat Heavy Duty	Opt	Opt	Opt	Std
Bobcat Standard	Std	Std	Opt	Opt
Bobcat Super Float	Opt	Opt	Std	Opt
Bobcat Severe Duty	–	–	–	–
<b>Tracks/Undercarriage</b>				
Track Width - Standard	–	–	–	–
Track Width - Optional	–	–	–	–
Ground Pressure (with standard tracks)	–	–	–	–
Ground Pressure (with optional tracks)	–	–	–	–
Length of Track on Ground	–	–	–	–
5-Link Torsion Suspension Undercarriage	–	–	–	–
Grease Cylinder Track Tensioning	–	–	–	–
<b>Control Options</b>				
Bobcat Standard (foot pedals/steering levers)	Std	Std	Std	Std
Selectable Joystick Control (SJC)	Opt	Opt	Opt	Opt
Radio Remote Control (SJC required)	Opt	Opt	Opt	Opt
<b>Machine Features</b>				
Two-Speed Travel	Opt	Opt	Std	Opt
Heated Cloth Air-Ride Seat	Opt	Opt	Opt	Opt
Back-Up Alarm and Horn	Std	Std	Std	Std
Bobcat Interlock Control System (BICS)	Std	Std	Std	Std
Cab With Heat	Opt	Opt	Opt	Opt
Cab With Heat and Air Conditioning	Opt	Opt	Opt	Opt
Standard Display (includes keyless start)	Std	Std	Std	Std
LED Front and Rear Lights	Std	Std	Std	Std
Dual-Direction Bucket Positioning	Opt	Opt	Opt	Opt
Mechanical Suspension Seat	Std	Std	Std	Std
Radio	Opt	Opt	Opt	Opt
Reversing Fan	Opt	Opt	Opt	Opt
Automatic Ride Control	Opt	Opt	Opt	Opt
ROPS/FOPS-Approved Cab Structure	Std	Std	Std	Std
Side Lighting Kit	Opt	Opt	Opt	Opt
Sound Reduction Package	Opt	Opt	Opt	Opt
<b>Features for Attachments</b>				
Attachment Control Kit	Opt	Opt	Opt	Opt
Bob-Tach Mounting System	Std	Std	Std	Std
Power Bob-Tach System	Opt	Opt	Opt	Opt
Fingertip Auxiliary Hydraulics Control	Std	Std	Std	Std
Hydraulic System Pressure (Standard and High Flow)	3500 psi (24.1 MPa)	3500 psi (24.1 MPa)	3500 psi (24.1 MPa)	3500 psi (24.1 MPa)
Hydraulic System Pressure (Super Flow)	–	–	–	–
Hydraulic Standard Flow	17.6 gpm (66.6 L/min.)	17.6 gpm (66.6 L/min.)	17.6 gpm (66.6 L/min.)	23.3 gpm (88.2 L/min.)
Hydraulic High Flow (optional)	26.9 gpm (101.8 L/min.)	26.9 gpm (101.8 L/min.)	26.9 gpm (101.8 L/min.)	30.3 gpm (114.7 L/min.)
Hydraulic Super Flow (optional)	–	–	–	–
Pressure Release Hydraulic Quick Couplers	Std	Std	Std	Std
Speed Management	Included With SJC Option	Included With SJC Option	Included With SJC Option	Included With SJC Option



S86	T62	T64	T66	T76	T86
R-Series	R-Series	R-Series	R-Series	R-Series	R-Series
–	2150 lb. (975 kg)	2300 lb. (1043 kg)	2450 lb. (1111 kg)	2900 lb. (1315 kg)	3800 lb. (1723 kg)
3550 lb. (1610 kg)	2250 lb. (1021 kg)	2450 lb. (1111 kg)	Std	3025 lb. (1372 kg)	3950 lb. (1792 kg)
3625 lb. (1644 kg)	–	–	–	3100 lb. (1406 kg)	4025 lb. (1826 kg)
3700 lb. (1678 kg)	–	–	–	–	4100 lb. (1860 kg)
3400 lb. (1542 kg)	3071 lb. (1393 kg)	3286 lb. (1491 kg)	3500 lb. (1588 kg)	4143 lb. (1879 kg)	5429 lb. (2462 kg)
6800 lb. (3084 kg)	6143 lb. (2786 kg)	6571 lb. (2981 kg)	7000 lb. (3175 kg)	8285 lb. (3758 kg)	10,857 lb. (4924 kg)
–	2050 lb. (930 kg)	2200 lb. (998 kg)	2350 lb. (1066 kg)	2800 lb. (1270 kg)	3700 lb. (1678 kg)
132.0 in. (3352 mm)	114.5 in. (2908 mm)	120.0 in. (3048 mm)	120.0 in. (3048 mm)	128.3 in. (3259 mm)	132.0 in. (3352 mm)
Vertical	Radius	Vertical	Vertical	Vertical	Vertical
9728 lb. (4412 kg)	8612 lb. (3906 kg)	8727 lb. (3958 kg)	8927 lb. (4049 kg)	10,250 lb. (4649 kg)	12,393 lb. (5621 kg)
74.0 in. (1880 mm)	68.0 in. (1727 mm)	68.0 in. (1727 mm)	68.0 in. (1727 mm)	74.0 in. (1880 mm)	80.0 in. (2032 mm)
83.1 in. (2110 mm)	80.5 in. (2045 mm)	80.5 in. (2045 mm)	80.5 in. (2045 mm)	81.8 in. (2078 mm)	83.1 in. (2110 mm)
6.7 mph (10.8 km/hr.)	6.4 mph (10.3 km/hr.)	6.4 mph (10.3 km/hr.)	6.4 mph (10.3 km/hr.)	6.8 mph (10.9 km/hr.)	5.4 mph (8.7 km/hr.)
12.0 mph (19.3 km/hr.)	9.3 mph (15.0 km/hr.)	9.3 mph (15.0 km/hr.)	9.3 mph (15.0 km/hr.)	9.2 mph (14.8 km/hr.)	10.4 mph (16.7 km/hr.)
Tier 4	Tier 4	Tier 4	Tier 4	Tier 4	Tier 4
105.0 hp (78.2 kW)	68.0 hp (50.7 kW)	68.0 hp (50.7 kW)	74.0 hp (55.2 kW)	74.0 hp (55.2 kW)	105.0 hp (78.2 kW)
Turbo Diesel	Turbo Diesel	Turbo Diesel	Turbo Diesel	Turbo Diesel	Turbo Diesel
31.6 gal. (119.6 L)	28.3 gal. (107.1 L)	28.3 gal. (107.1 L)	28.3 gal. (107.1 L)	31.7 gal. (120.0 L)	31.6 gal. (119.6 L)
Included With SJC Option	Included With SJC Option	Included With SJC Option	Included With SJC Option	Std	Std
Std	–	–	–	–	–
–	–	–	–	–	–
Opt	–	–	–	–	–
Opt	–	–	–	–	–
–	12.6 in. (320 mm)	12.6 in. (320 mm)	12.6 in. (320 mm)	12.6 in. (320 mm)	17.7 in. (450 mm)
–	15.7 in. (398 mm)	15.7 in. (398 mm)	15.7 in. (398 mm)	17.7 in. (450 mm)	–
–	5.6 psi (0.039 MPa)	5.7 psi (0.039 MPa)	5.9 psi (0.040 MPa)	6.2 psi (0.043 MPa)	4.8 psi (0.033 MPa)
–	4.7 psi (0.032 MPa)	4.7 psi (0.032 MPa)	4.8 psi (0.032 MPa)	4.6 psi (0.031 MPa)	–
–	54.3 in. (1379 mm)	54.3 in. (1379 mm)	54.3 in. (1379 mm)	59.2 in. (1504 mm)	66.3 in. (1683 mm)
–	Opt	Opt	Opt	Opt	Opt
–	Std	Std	Std	Std	Std
Std	Std	Std	Std	–	–
Opt	Opt	Opt	Opt	Std	Std
Opt	Opt	Opt	Opt	Opt	Opt
Std	Opt	Opt	Opt	Opt	Std
Opt	Opt	Opt	Opt	Opt	Opt
Std	Std	Std	Std	Std	Std
Std	Std	Std	Std	Std	Std
Opt	Opt	Opt	Opt	Opt	Std
Std	Std	Std	Std	Std	Std
Opt	Opt	Opt	Opt	Opt	Opt
Opt	Opt	Opt	Opt	Opt	Std
Std	Std	Std	Std	Std	Std
–	Opt	Opt	Opt	Opt	–
Opt	Opt	Opt	Opt	Opt	Std
Opt	Opt	Opt	Opt	Opt	Std
Std	Std	Std	Std	Std	Std
Opt	Opt	Opt	Opt	Opt	Std
Std	Std	Std	Std	Std	Std
3500 psi (24.1 MPa)	3500 psi (24.1 MPa)	3500 psi (24.1 MPa)	3500 psi (24.1 MPa)	3500 psi (24.1 MPa)	3500 psi (24.1 MPa)
4061 psi (28.0 MPa)	–	–	–	–	4061 psi (28.0 MPa)
23.6 gpm (89.3 L/min.)	17.6 gpm (66.6 L/min.)	17.6 gpm (66.6 L/min.)	17.6 gpm (66.6 L/min.)	23.3 gpm (88.2 L/min.)	23.6 gpm (89.3 L/min.)
36.6 gpm (138.5 L/min.)	26.9 gpm (101.8 L/min.)	26.9 gpm (101.8 L/min.)	26.9 gpm (101.8 L/min.)	30.3 gpm (114.7 L/min.)	36.6 gpm (138.5 L/min.)
42.0 gpm (158.9 L/min.)	–	–	–	–	42.0 gpm (158.9 L/min.)
Std	Std	Std	Std	Std	Std
Included With SJC Option	Included With SJC Option	Included With SJC Option	Included With SJC Option	Std	Std

# One Tough



Machine: S62  
Attachment: Bucket


## B O B C A T T I M E L I N E



# h Animal<sup>®</sup>



Machine: T62  
Attachment: Pallet Fork





# YOU ARE ONE TOUGH ANIMAL.®

Everything we put into Bobcat equipment is designed to make more of whatever you bring to the job. Whether it's strength, versatility, speed or agility, it's built around you.

Certain specification(s) are based on engineering calculations and are not actual measurements. Specification(s) are provided for comparison purposes only and are subject to change without notice. Specification(s) for your individual Bobcat equipment will vary based on normal variations in design, manufacturing, operating conditions, and other factors.

**DOOSAN**

**Bobcat Company is a member of the Doosan Group.** Doosan is a global leader in construction, grounds maintenance and material handling equipment, power and water solutions, and engineering that has proudly served customers and communities for more than a century. Bobcat®, the Bobcat logo and the colors of the Bobcat machine are registered trademarks of Bobcat Company in the United States and various other countries. ©2024 Bobcat Company. All rights reserved.



Printed on 10% recycled paper

B-2181 (01/24)  
EP-5M-0124-9190-F

**Bobcat Company**

250 East Beaton Drive • West Fargo, ND 58078

[Bobcat.com](http://Bobcat.com)



**Bobcat®**

***One Tough Animal.***