



## Mini Track Loaders

MT55, MT100



***One Tough  
Animal®***



# THE SMALL-SCALE LOADER FOR **HIGH-SCALE PRODUCTION**

It's not much wider than your average wheelbarrow, but don't let its small size give you the wrong idea. Bobcat® mini track loaders can do serious work. Put them to work tilling, trenching, moving material and much more.

They're tough, versatile and agile, delivering the rugged dependability and premium performance that you expect from the Bobcat brand. Simple controls make them a perfect fit for less-experienced employees and seasonal help. A smaller profile gives you more power and versatility in tight spaces.

For landscapers, contractors and rental stores, the Bobcat mini track loader makes a productive and profitable investment.









# GET INTO THE TIGHTEST AREAS.

Your Bobcat mini track loader packs a lot of power in a small package. It's the perfect solution for tight-fitting indoor and outdoor jobs where wheelbarrows and shovels are the only other option.

### EASE OF USE

Bobcat mini track loaders deliver numerous ways to increase productivity while reducing difficult hand labor: intuitive controls make the Bobcat mini track loader the easiest-to-operate model on the market. Its ease of use and less-intimidating size make a great match for less-experienced equipment operators, renters and seasonal help – or for anyone who needs to do big jobs in small areas.



### TIER 4 COMPLIANT ENGINE

Powered by a dependable, durable Tier 4 diesel engine and utilizing efficient hydraulic systems, Bobcat mini track loaders deliver fast cycle times, strong breakout force and excellent pushing ability.

### MORE VISIBILITY AND COMFORT

The integrated ride-on platform of the MT100 gives you a wider view to the sides of the machine as well as the bucket cutting edge or attachment.

### ERGONOMIC JOYSTICK CONTROLS

The ISO joystick controls on the MT100 are ergonomically designed for comfortable operation and less fatigue.

### INCREASED LIFTING CAPACITY

Counterweights come standard on the MT100 to increase lifting performance on tough jobs. Counterweights can be mounted in the undercarriage or at the rear of the machine on the uprights.

### LESS MAINTENANCE

The MT100's rollers are sealed and constantly bathed in oil for continuous lubrication. There's no need for daily roller maintenance.





# THE BOBCAT MT100

The MT100 offers a significant boost in rated operating capacity (1,000 pounds) and breakout force for peak productivity. Undercarriage improvements, including heat treated rollers and idlers, extend the life of the track system and enhance durability so you can spend more time working and less time servicing your machine.

<b>MT100</b>	<b>1,000 lb.</b>	<b>80.9 in.</b>	<b>25 hp</b>	<b>36 in.</b>	<b>12 gpm</b>
	Rated Operating Capacity	Lift Height	Liquid-Cooled Diesel Engine	Width (with bucket)	Auxiliary Hydraulic Flow





# THE BOBCAT MT55

This hard-working, 550-pound-capacity machine can take incredible power to your toughest jobs in close quarters. Its intuitive drive/steering controls make for easy operation.

<b>MT55</b>	<b>550 lb.</b>	<b>71.2 in.</b>	<b>25 hp</b>	<b>36 in.</b>	<b>12 gpm</b>
	Rated Operating Capacity	Lift Height	Liquid-Cooled Diesel Engine	Width (with bucket)	Auxiliary Hydraulic Flow

### RIDE ON OR WALK BEHIND

An optional pin-on riding platform can be easily added and removed to increase operator performance.

### ONE-HAND DRIVE OPERATION

Operate with confidence using the convenient multi-functional control lever on the MT55. It allows you to control drive speed and steering with one hand.

### MINIMAL GROUND DISTURBANCE

The durable rubber tracks allow you to travel over established surfaces without worrying about damages, repair time and costs later.





# CHOOSE YOUR TRACKS.



Bobcat tracks offer superior traction, stability and strength to take on some of the toughest jobs. Their strong, rubber compounds help you achieve the full life of the track. Signature tread patterns give your machine excellent traction while moving through mud and over rocks. For sensitive worksites, choose non-marking treads for your loader.

Bobcat mini track loaders offer two different track sizes (35.6 inches and 41.1 inches) that provide your preferred combination of performance and surface protection.

## NARROW TRACK: UNDER 36 INCHES WIDE

Narrow tracks keep your width to just 36 inches. Depending on the size of your attachment, you can easily slip through just about any doorway or fence gate with the narrow-track option. The narrow track ground pressure of 4.9 psi for the MT55 and 5.2 psi for the MT100 helps protect turf and finished surfaces.

## WIDE TRACK: MINIMIZED GROUND PRESSURE, INCREASED STABILITY

The optional wide track improves stability and ride quality while reducing ground pressure to just 3.5 psi for the MT55 and 3.9 psi for MT100 – the lightest-possible footprint for sensitive surfaces – and it's still just 41.1 inches wide.

MODELS	ANGLED BAR LUG	C-PATTERN	MULTI-BAR LUG	MULTI-BAR LUG NON-MARKING TREAD PATTERN	HEX
MT55	7", 9" and 10"	7", 9" and 10"	9"	7"	7" and 9"
MT100	7", 9" and 10"	7" and 9"	7" and 10"	7" and 9"	7" and 10"

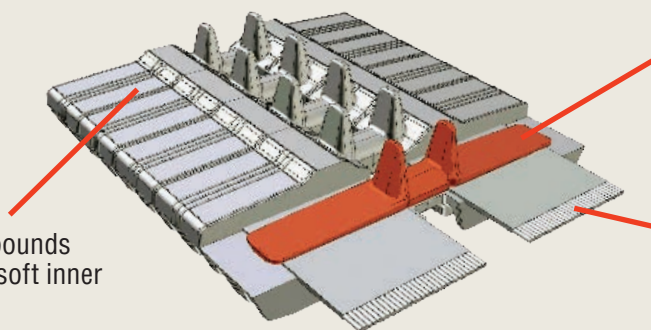


Optional non-marking multi-bar lug rubber tracks won't leave black rubber marks on hard surfaces like concrete.

## TRACK STRUCTURE

Each track is structurally designed to match the needs of your Bobcat equipment.

Cut-resistant, anti-gouge rubber compounds and tough outer rubber resist wear. A soft inner rubber compound provides flexibility.



Steel imbeds (links) guide the sprocket while increasing track stability and strength.

Internal steel cables provide a strong base for the roller path while equalizing tension.



# BUILT FOR YOUR PREFERRED ATTACHMENT STYLE

Available with your choice of two attachment mounting systems, Bobcat provides the best attachment versatility in the industry to help you make quick work of grading, backfilling, digging and hauling.

## BOB-TACH ATTACHMENT MOUNTING SYSTEM

The Bob-Tach® attachment mounting system provides a comprehensive selection of Bobcat-built attachments for mini track loaders. Its two robust, over-center latching pins provide the fastest attachment changes in the industry – and spring-loaded, wear-compensating wedges ensure a secure fit, time after time and year after year.

### Attachments for Bob-Tach Attachment Mounting System:


- 36-inch bucket
- 44-inch bucket
- Angle broom
- Attachment adapter plate
- Auger
- Backhoe (MT55 only)
- Boring unit
- Digger
- Hydraulic breaker
- Industrial grapple
- Landplane
- Nitrogen breaker
- Pallet fork
- Root grapple
- Snowblower
- Soil conditioner
- Stump grinder
- Sweeper
- Tiller
- Trencher
- Utility blade
- Utility fork
- Utility grapple
- Vibratory plow

## COMMON INDUSTRY INTERFACE (CII)

Choose the CII system for a smaller, pin-on attachment style that's common on mini track loaders, but provides the same range of motion and usability as our industry-leading Bob-Tach system. The Bobcat CII system features exclusive dual over-center, 90-degree latches that make for secure and quick attachment hookup. The pin is greasable and serviceable to facilitate long product life and ease of use.

### Attachments for the Common Industry Interface:

- 36-inch GP bucket CII
- 44-inch GP bucket CII
- Breaker CII frame
- Model 10 auger CII
- Pallet fork CII
- Trencher CII LT 113



COMMON INDUSTRY  
INTERFACE

BOB-TACH ATTACHMENT  
MOUNTING SYSTEM

## CONCENTRATED POWER

With rated operating capacities of 1,000 and 550 pounds, the Bobcat MT100 and MT55 mini track loaders are the perfect complement to your fleet. Both models go where other machines can't; they're just 36 inches wide and under 85 inches long without an attachment. Squeeze through doorways and fence gates and work in close quarters indoors or outdoors. Rugged rubber tracks keep you going in soft, wet or muddy conditions, with minimal ground disturbance.





## SPECIFICATIONS

Performance	MT55	MT100
Rated Operating Capacity	550 lb. (249 kg)	1000 lb. (453 kg) <sup>1</sup> 1060 lb. (480 kg) <sup>2</sup>
Carry Position ROC*	795 lb. (360 kg)	1339 lb. (607 kg)
Tipping Load	1610 lb. (730 kg)	2898 lb. (1314 kg)
Hydraulic Pump Capacity	12.0 gpm (45.4 L/min.)	12.0 gpm (45.4 L/min.)
Travel Speed (forward)	3.5 mph (5.6 km/hr.)	4.1 mph (6.6 km/hr.)
Travel Speed (reverse)	1.4 mph (2.3 km/hr.)	2.9 mph (4.7 km/hr.)
Operating Weight (with bucket)	2610 lb. (1184 kg)	3390 lb. (1537 kg)
Ground Pressure	4.9 psi (33.7 kPa)	5.2 psi (35.8 kPa)
Ground Pressure (with wide tracks)	3.5 psi (24.1 kPa)	3.9 psi (27.3 kPa)
Dimensions		
Length (without bucket)	72.4 in. (1839 mm)	84.5 in. (2145 mm)
Width (with bucket)	36.0 in. (914 mm)	36.0 in. (914 mm)
Height	49.1 in. (1246 mm)	54.6 in. (1387 mm)
Height to Bucket Pin	71.2 in. (1807 mm)	80.9 in. (2056 mm)
Engine		
Model/Emissions Tier (EPA)	D902 E4B/Tier 4	D902 E4B/Tier 4
Fuel/Cooling	Diesel/Liquid	Diesel/Liquid
Cylinders	3	3
HP/Displacement	24.8 hp (18.5 kW)/55.0 cu. in. (0.9 L)	24.8 hp (18.5 kW)/55.0 cu. in. (0.9 L)
Fuel Tank Capacity	7.0 gal. (26.5 L)	7.0 gal. (26.5 L)
Operation		
Steering and Drive	One-hand drive/steering control	ISO joystick
Lift and Tilt	One-lever raise/lower/dump/rollback control	ISO joystick
Transmission	Hydrostatic track drive system	Hydrostatic track drive system
Attachment	Single lever with dual direction detent	Single lever with dual direction detent
Machine Features and Options		
Attachment Control Kit	Opt	Opt
Attachment Mounting System Conversion Kit (convert from CII to Bob-Tach System)	Opt	Opt
Auxiliary Hydraulics	Std	Std
Case Drain Kit	Opt	Opt
Catalytic Exhaust Purifier	Opt	Opt
Choice of Attachment Mounting System	Bob-Tach mounting system or common industry interface (CII) system	Bob-Tach mounting system or common industry interface (CII) system
Continuous Flow Shutoff Lever	Std	Std
Engine Block Heater	Opt	Opt
Gauges/Warning Lights	Std	Std
Hydrostatic Drive Train	Std	Std
Lift Arm Lockout With Manual Bypass	Std	Std
Lift Arm Support	Std	Std
Lift Hook Locations	Std	Std
Light Kit	Opt	Opt
Liquid-Cooled Diesel Engine	Std	Std
Multi-Bar Lug Track	Opt	Opt
Neutral Start Interlocks	Std	Std
Non-Marking Tracks	Opt	Opt
Parking Brake	Std	Std
Removeable Counterweight	–	Std
Reverse Stop Panel	Std	–
Ride-On Platform	Opt	Std
Shutdown Kit	Opt	Opt
Spark Arrestor Muffler	Std	Std
Tie-Down Locations	Std	Std
Tilt Lockout	Std	Std
Tilt Steering	Std	–
Track (7 in. wide)	Std	Std
Track (10 in. wide)	Opt	Opt

## Perfect for Rental Fleets

With their job-proven technology, easy maintenance, simple controls and impressive performance, Bobcat mini track loaders are perfect for rental applications. Mini track loaders have a smaller, less-intimidating profile than some other compact equipment models. Additionally, they have easy-to-use controls and impressive rated operating capacities of 550 to 1,000 pounds.

## Incredible Versatility

Bobcat mini track loaders aren't just for lifting heavy loads. The hydraulic quick couplers make connecting and disconnecting from hydraulic attachments fast and easy. These machines are designed to run a variety of hydraulic attachments efficiently.

## Attachment Flexibility

Both the MT55 and MT100 are available with our industry-leading Bob-Tach attachment mounting system. You can also choose the common industry interface (CII) to utilize your existing mini track loader attachments.

## Parts and Service Backup

With every Bobcat product, you get the support of a worldwide network of dealers offering industry-leading attachments, accessories and parts availability. Their factory-trained technicians are equipped to handle all your parts and service requirements, including engine and hydrostatic/hydraulic components.

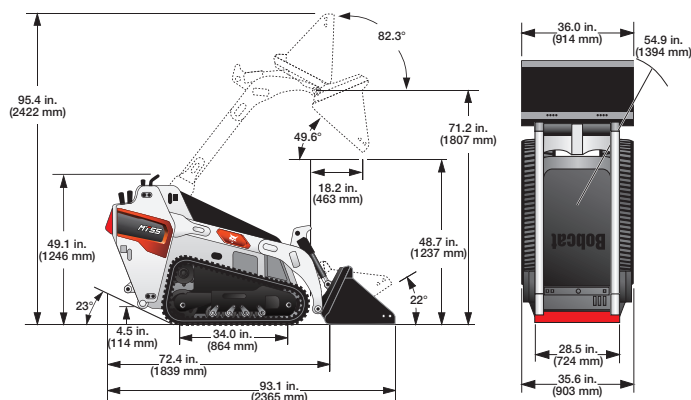
## Unbeatable Bobcat Warranty

The best equipment carries the best warranty! The MT55 and MT100 mini track loaders come with a full one-year warranty with unlimited hours.

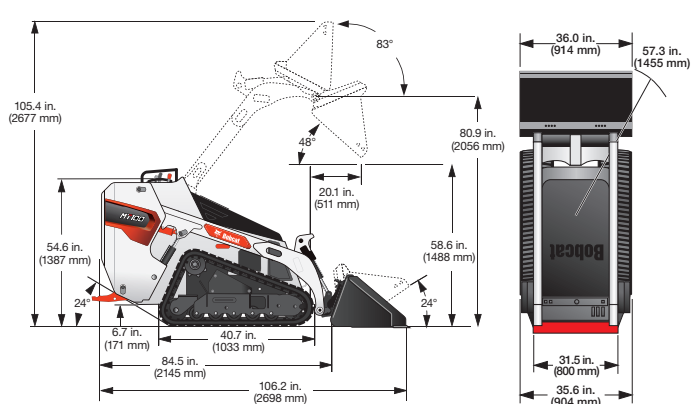
## Operator Training

Ensure safe and effective operation techniques with owner and operator safety videos and training. Find them on the Bobcat Owner Portal ([my.Bobcat.com](http://my.Bobcat.com)).

### MT55 Dimensions:



### MT100 Dimensions:

<sup>1</sup>Counterweights located in the undercarriage.<sup>2</sup>Counterweights located in rear position.

\*Carry Position ROC is measured as 35% of tipping load when the lift arm is raised 6" and bucket is fully rolled back.



# One Tough



## B O B C A T T I M E L I N E



Compact  
Wheel Loaders

1958



Skid-Steer  
Loaders

1960



Bob-Tach  
Mounting System

1970



Compact  
Excavators

1986



Compact Track  
Loaders

1999



Mini Track  
Loaders

2001



Toolcat™ Utility  
Work Machines

2003



First Utility Vehicle  
with RapidLink

2006

50

Years


2008



M-Series Compact  
Excavators & Loaders

2009









# YOU ARE ONE TOUGH ANIMAL.®

Everything we put into Bobcat equipment is designed to make more of whatever you bring to the job. Whether it's strength, versatility, speed or agility, it's built around you.

Certain specification(s) are based on engineering calculations and are not actual measurements. Specification(s) are provided for comparison purposes only and are subject to change without notice. Specification(s) for your individual Bobcat equipment will vary based on normal variations in design, manufacturing, operating conditions, and other factors. Where applicable, dimensions are in accordance with ISO standards. Specifications and design are subject to change without notice. Pictures of Bobcat units may show other than standard equipment. All dimensions are given for mini track loaders. All dimensions are shown in inches. Respective metric dimensions are enclosed by parentheses. Bobcat Company complies with the requirements of ISO 9001 as registered with BSI.

**DOOSAN**

**Bobcat Company is a member of the Doosan Group.** Doosan is a global leader in construction, grounds maintenance and material handling equipment, power and water solutions, and engineering that has proudly served customers and communities for more than a century. Bobcat®, the Bobcat logo and the colors of the Bobcat machine are registered trademarks of Bobcat Company in the United States and various other countries. ©2022 Bobcat Company. All rights reserved.



B-1776 (03/22)  
EP-10M-0322-81538-F

**Bobcat Company**  
250 East Beaton Drive • West Fargo, ND 58078

**Bobcat.com**



**Bobcat®**

***One Tough Animal.***